

**ANNUAL REPORT OF THE  
MANGALORE REGION OF  
THE EMPLOYEES'  
PROVIDENT FUND  
ORGANISATION FOR THE  
FINANCIAL YEAR 2010-11**

Sl. No	Name of the RO/SRO	Name of the officer-in-charge and designation	Telephone No. (Office)	Fax No.
1	<b>Regional Office, Mangalore</b> 'Bhavishyanidhi Bhavan', P.B No.572, Silva Road, Highlands, Mangalore – 575 002. <b>E-mail: ro.mangalore@epfindia.gov.in</b>	Sri. T. R .S. Kumar, RPFC-I	0824- 2432999	0824- 2432122
2	<b>Sub-Regional Office, Mysore</b> No.109/128, Bhavishyanidhi Bhavan, Gayathripuram II Stage, Nazarbad Mohalla, Mysore – 570 019. <b>E-mail: sro.mysore@epfindia.gov.in</b>	Sri. K. Senthivel Murugan APFC	0821- 2455880	0821- 2455880
3	<b>Sub-Regional Office, Chikmagalur</b> Yashoram Chambers, 1 <sup>st</sup> & 2 <sup>nd</sup> Floor, Rathnagiri Road, Chikmagalur – 577 101. <b>E-mail: sro.chikmagalur@epfindia.gov.in</b>	Sri. Ganesh Kumar, RPFC-II	08262- 236545	08262- 237426
4	<b>Sub Regional Office, Shimoga,</b> Pruthvi Mansion, IInd Floor, Vinobha Nagar, Shimoga – 577 204 <b>E-mail: apfcsroshimoga@gmail.com</b>	Sri. Chandrappa, RPFC-II	08182- 249095	08182- 249096
5	<b>Sub Regional Office, Udupi</b> 2 <sup>nd</sup> & 3 <sup>rd</sup> Floor of Tulunadu Towers, Court Road, Udupi-576101. <b>E-mail: sro.udupi@epfindia.gov.in</b>	Sri. P. Senthil Kumar, APFC	0820- 2531172	0820- 2531173

## CHAPTER - 1

### OVERVIEW

#### INTRODUCTION

Employees' Provident Fund Organisation established in 1952 under the Employees' Provident Fund and Miscellaneous Provisions Act, 1952 is the premier Social Security Organisation in the world. The Organisation now administers three Schemes:

- Employees' Provident Fund Scheme, 1952
- Employees' Pension Scheme, 1995
- Employees' Deposit Linked Insurance Scheme ,1976

1.1 Currently the EPF & MP Act applies to 186 notified industries/class of establishments.

1.2 The table below presents an overview of the benefits available under the above three Schemes

	<b>Employees' Provident Fund Scheme, 1952</b>	<b>Employees' Pension Scheme, 1995</b>	<b>Employees' Deposit Linked Insurance Scheme, 1976</b>
<b>Benefits:</b>	<p>Accumulation plus interest upon retirement, resignation, death</p> <p>Partial withdrawals allowed for specific purposes such as house construction, higher education, marriage, illness, unemployment, natural calamity.</p>	<p>Monthly Pension on superannuation / retirement, disability, survivor widow(er), children</p> <p>Amount of pension based on average salary during the preceding 12 months from the date of exit and total years of employment.</p> <p>Past service benefits also paid in case of members under EFP Scheme 1971.</p>	<p>Provides lump-sum benefit upon death, equal to average balance in the EPF account during the preceding 12 months of death, if average P.F. balance is less than Rs.35,000/-.</p> <p>In case of average balance exceeding Rs.35, 000 amount paid will be Rs.35,000 plus 25% of the amount in excess of Rs.35,000 subject to a ceiling of Rs.60,000/-With effect from 18.06.10 lumpsum benefit upon death equal to the average balance in the account of the deceased in the Fund or of a provident fund exempted under Section 17 of the Act, as the case may be, during preceding twelve months or during the period of his membership, whichever is less, except where the average balance exceeds rupees fifty thousand, the amount payable shall be rupees fifty thousand plus 40% of the amount in excess of rupees fifty thousand subject to a ceiling of rupees one lakh.</p>

### 1.3 Contribution & Investment

During 2010-11, the total contribution received under all the three schemes were Rs.47485.48 lakhs. The net accretions after disbursement of benefits have been transferred to the centrally controlled investment accounts. The portfolio management of the investment is handled directly by the Head Office under the supervision of the Central Board of Trustees.

### 1.4 Provident Fund & Other Arrears

Provident Fund & other arrears under the un-exempted category at the beginning of the financial year 2010-11 stood at Rs.3817.34 lakhs and balance during the end of the financial year 2010-11 stood at Rs. 2095.88 lakhs out of which Rs.1654.13 lakhs falls under Not Immediately Realizable (NIR) Category due to stay granted by High Court / EPFAT / Liquidation / BIFR etc. The amount available under Realisable category was only Rs.441.75 lakhs at the close of the financial year. The outstanding arrears has been considerably reduced due to vigorous enforcement action by resorting to various legal and coercive steps including attachment of movable and immovable assets, prosecution etc. In absolute terms, Rs.1721.46 lakhs were recovered during 2010-11 against accumulated dues in respect of un-exempted establishments. The outstanding arrears in the exempted category as at the close of the financial year stood at Rs.228.83 lakhs. This represents contribution and penal damages realizable from three establishments classified as Not Immediately Realizable (NIR) Category.

Primarily due to special efforts made by the organization to detect default in time and trigger assessment and recovery proceedings, the Region could arrest the default during the year. This has also helped in immediately taking up the assessment of dues, wherever default has been

committed. 690 assessment orders under Section 7A has been issued during the year and the fresh demand raised during 2010-11 is Rs. 1626.63 lakhs.

### **1.5 Service to Subscribers**

- 1253428 accounts slips were issued to the members during the year under report.
- 160756 claims settled and an amount of Rs.33761.27 lakhs disbursed during the year under report.
- Out of total claims (under all the three Schemes) settled, 65.85% claims were settled within 30 days.
- At the end of the year, 9659 claims (under all the three Schemes) were pending for disposal representing 6% of the total workload.
- At the end of the year, there were 117839 Pensioners availing pensionary benefits under the Employees' Pension Scheme, 1995.

### **1.6 Regional Committee**

Para 4 of the Employees' Provident Fund Scheme, 1952 provides for constitution of Regional Committee for each State to advise the Central Board of Trustees on matters connected with the administration of the Schemes in the State and in particular on-

- Progress of recovery of provident fund contributions and other charges
- Expeditious disposal of prosecution
- Speedy settlement of claims
- Annual rendering of accounts to members of the Fund, and
- Speedy sanction of advances

**CHAPTER-2****BASIC STATISTICS OF MANGALORE REGION**

Mangalore Region was formed during May, 2005 after bifurcation of erstwhile Karnataka Region. This Region was covering all the districts of Karnataka except the districts of Bangalore Urban, Bangalore Rural, Ramnagar, Doddaballapur, Tumkur and Kolar until the formation of Gulbarga Region in the year 2009. Now 10 districts, namely Dakshina Kannada, Mysore, Mandya, Chamarajnanagar, Kodagu, Chikmagalur, Hassan, Shimoga, Davanagere and Udupi are coming under the jurisdiction Mangalore region. At present there are 4 Sub Regional Offices and 2 District Offices under Mangalore Region.

Geographical distribution of P.F members office- wise is shown in Table -1

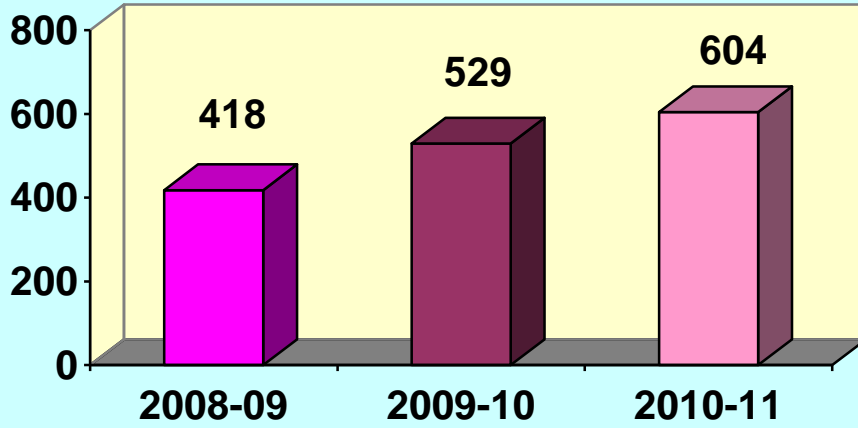
<b>TABLE – 1</b>		
<b>GEOGRAPHICAL DISTRIBUTION OF P.F MEMBERS</b>		
<b>Office</b>	<b>Revenue Districts</b>	<b>P.F. members (in lakhs)</b>
<b>R.O. , Mangalore</b>	<b>Dakshina Kannada,</b>	<b>7.81</b>
<b>SRO, Mysore</b>	<b>Mysore, Mandya, Chamarajanagar &amp; Kodagu</b>	<b>3.78</b>
<b>SRO, Chikmagalur</b>	<b>Chikmagalur &amp; Hassan</b>	<b>1.07</b>
<b>SRO, Shimoga</b>	<b>Shimoga &amp; Davanagere</b>	<b>1.04</b>
<b>SRO, Udupi</b>	<b>Udupi</b>	<b>1.78</b>
<b>TOTAL</b>		<b>15.48</b>

In all the five offices under the jurisdiction of Regional Office Mangalore, the number of members covered under EPF Scheme is 15.08 lakhs in 11303 un exempted establishments and 0.39 lakh in 33 exempted establishments. Office wise details are given below in Table-2. The corresponding figures for the year ending 2009-10 was 13.60 lakhs in 10719 un-exempted establishments and 0.33 lakhs in 13 exempted establishments.

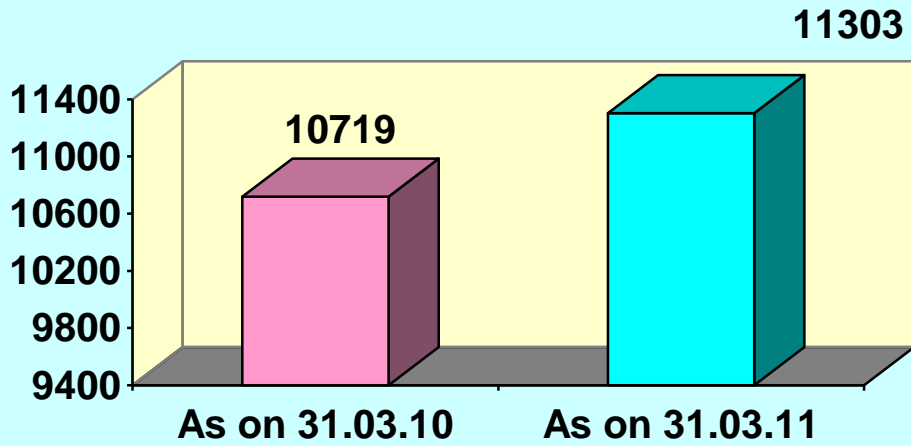
<b>TABLE-2</b>						
<b>MANGALORE REGION AN OVERVIEW</b>						
<b>ESTABLISHMENTS/SUBSCRIBERS/ACCOUNTS AS ON 31.03.2011</b>						
<b>Office</b>	<b>No. of establishments Covered</b>		<b>No. of Subscribers</b>		<b>No. of Accounts</b>	
	<b>Exempted</b>	<b>Un-exempted</b>	<b>Exempted</b>	<b>Un-exempted</b>	<b>Exempted</b>	<b>Un-exempted</b>
<b>Mangalore</b>	5	2552	5211	547240	5211	775882
<b>Mysore</b>	14	4195	11523	185118	11523	366563
<b>Chickmagalur</b>	3	2320	5701	50282	5701	101695
<b>Shimoga</b>	9	1249	11900	73371	11900	91867
<b>Udupi</b>	2	987	5066	95116	5066	172986
<b>TOTAL AS ON 31.03.2011</b>	<b>33</b>	<b>11303</b>	<b>39401</b>	<b>951127</b>	<b>39401</b>	<b>1508993</b>
<b>As on 31.03.2010</b>	<b>13</b>	<b>10719</b>	<b>32531</b>	<b>756753</b>	<b>32531</b>	<b>1360164</b>
<b>As on 31.03.2009</b>	<b>28</b>	<b>10190</b>	<b>32559</b>	<b>673948</b>	<b>32559</b>	<b>1239498</b>

**DIAGRAM 1**

**COVERAGE OF ESTABLISHMENTS  
(UN-EXEMPTED)**

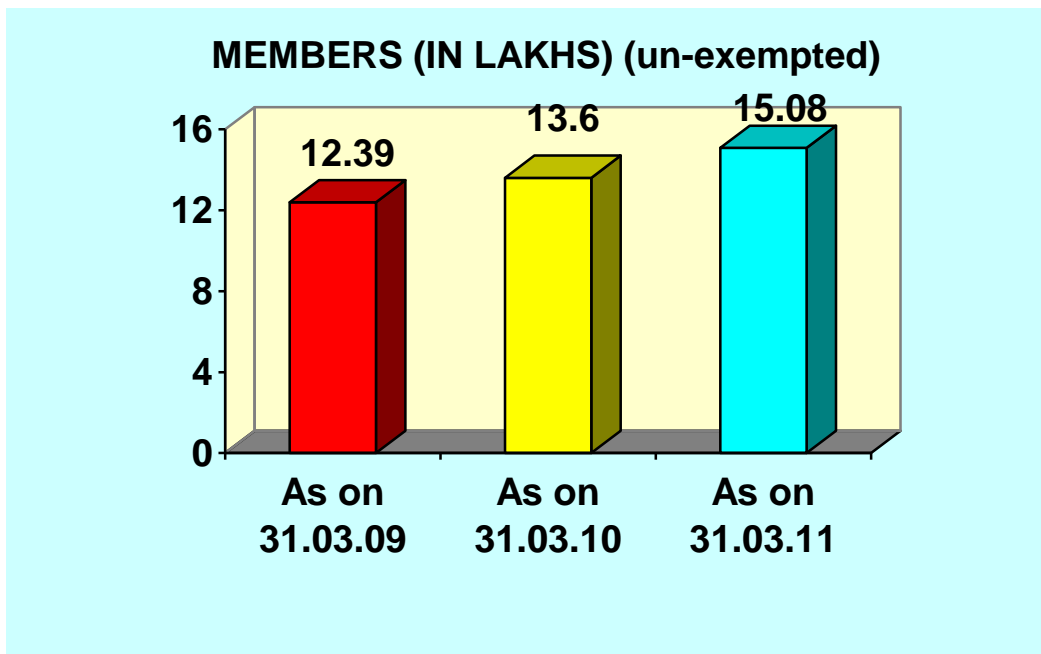
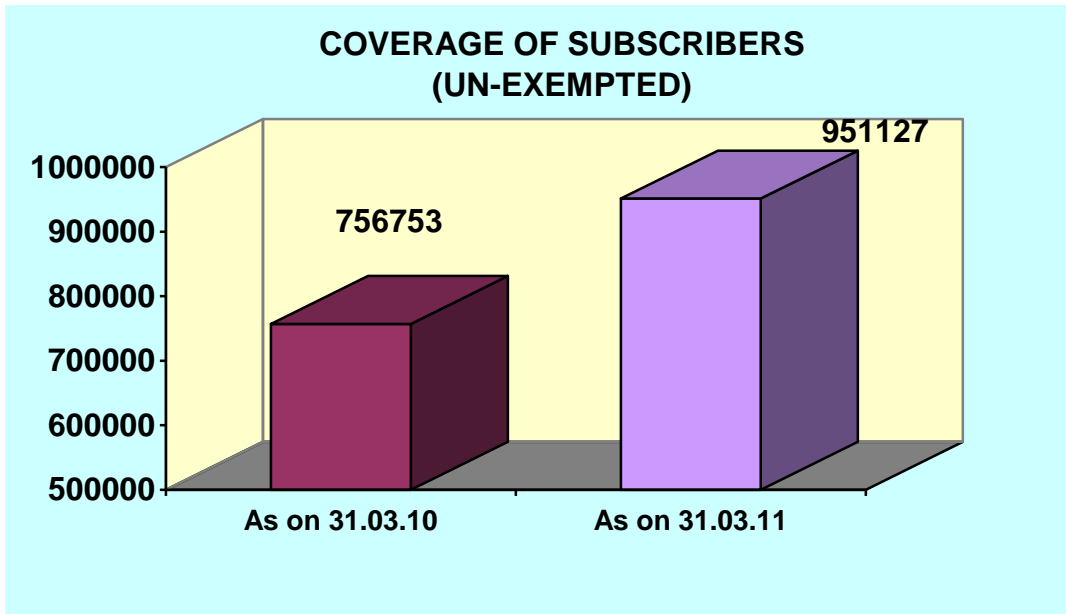


**TOTAL COVERAGE OF ESTABLISHMENTS (UN-EXEMPTED)**





**DIAGRAM – 2**



**Concentration of Members (Un-exempted) Industry wise:**

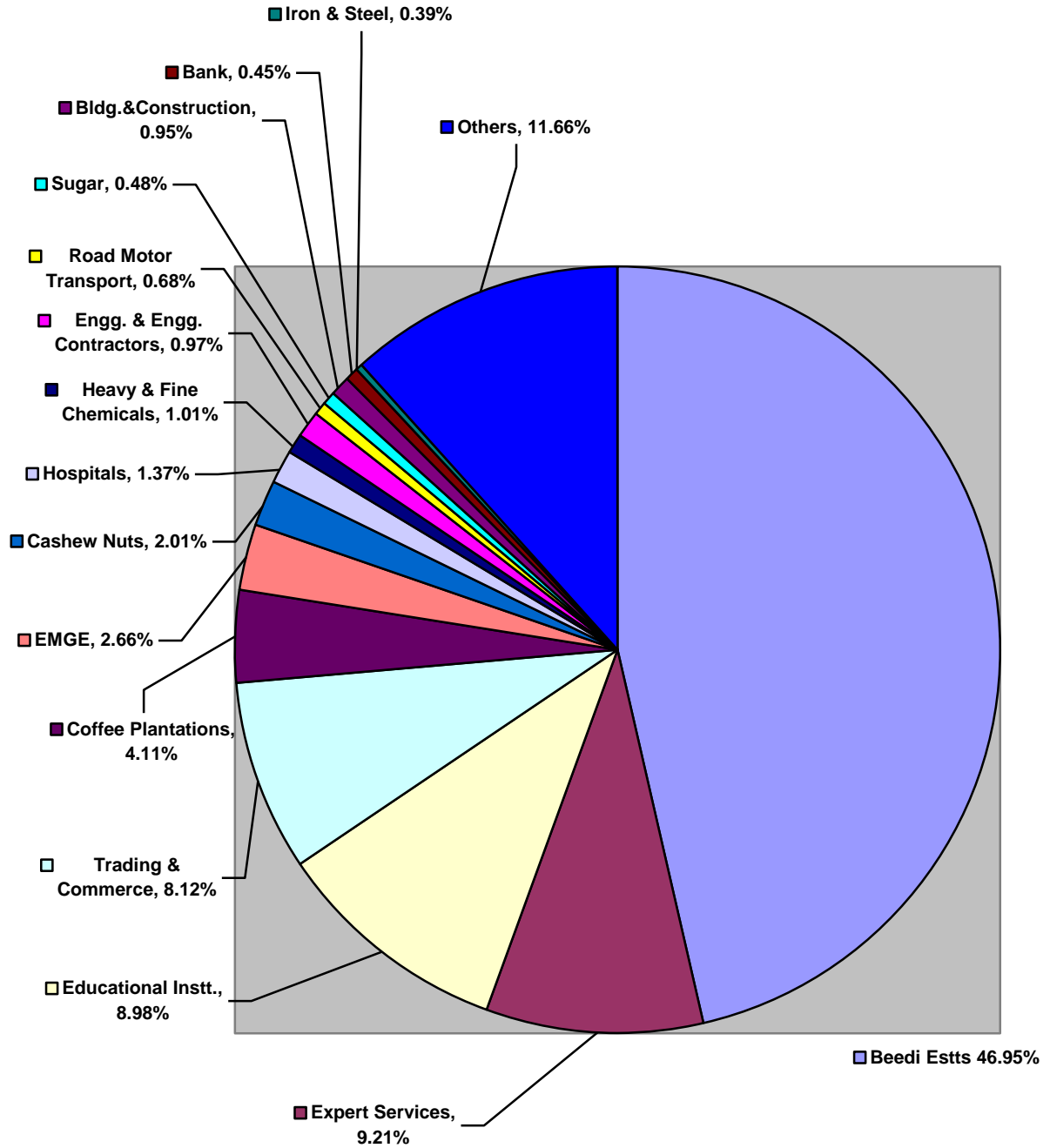
Table 3 indicates the list of top 15 industries in Mangalore Region.

<b>TABLE-3</b>			
<b>TOP 10 INDUSTRIES IN MANGALORE REGION</b>			
<b>Industry</b>	<b>Estts covered</b>	<b>Accounts</b>	<b>% of Accounts</b>
Beedi Establishments	<b>184</b>	<b>708591</b>	<b>46.95</b>
Estts. Rendering Expert Services	<b>942</b>	<b>138762</b>	<b>9.21</b>
Educational Institutions	<b>1438</b>	<b>135291</b>	<b>8.98</b>
Trading & Commercial Estts	<b>1344</b>	<b>122357</b>	<b>8.12</b>
Coffee Plantation	<b>2429</b>	<b>61910</b>	<b>4.11</b>
Electrical, Mechanical & General Engineering	<b>595</b>	<b>40071</b>	<b>2.66</b>
Cashewnuts	<b>292</b>	<b>30353</b>	<b>2.01</b>
Hospitals	<b>197</b>	<b>20727</b>	<b>1.37</b>
Heavy & Fine Chemicals	<b>81</b>	<b>15385</b>	<b>1.01</b>
Engineers/Eng.Contractors	<b>281</b>	<b>14708</b>	<b>0.97</b>
Road Motor Transport	<b>139</b>	<b>10318</b>	<b>0.68</b>
Sugar	<b>25</b>	<b>7312</b>	<b>0.48</b>
Building & Constructions	<b>355</b>	<b>14395</b>	<b>0.95</b>
Bank	<b>238</b>	<b>6873</b>	<b>0.45</b>
Iron & Steel	<b>45</b>	<b>5958</b>	<b>0.39</b>
Others	<b>2718</b>	<b>175982</b>	<b>11.66</b>
<b>TOTAL</b>	<b>11303</b>	<b>1508993</b>	<b>100.00%</b>

Concentration of membership is 46.95% in beedi establishment followed by Establishments rendering Expert Service at 9.21%, Educational Institutions at 8.98%, Trading & Commercial at 8.12% and Coffee Plantations at 4.11%.

### DIAGRAM 3

#### TOP 10 INDUSTRIES IN MANGALORE REGION



Distribution of PF members Sector wise is shown in Table-4.

<b>TABLE-4</b>				
<b>DISTRIBUTION OF P.F. SUBSCRIBERS SECTOR-WISE</b>				
<b>Sector</b>	<b>Covered estts.</b>	<b>Members</b>		
		<b>Exempted</b>	<b>Un-exempted</b>	<b>Total</b>
<b>Central Public Sector Undertakings</b>	<b>36</b>	<b>445</b>	<b>1444</b>	<b>1889</b>
<b>State Public Sector Undertakings</b>	<b>93</b>	<b>938</b>	<b>17739</b>	<b>18677</b>
<b>Local Bodies</b>	<b>74</b>	<b>1104</b>	<b>718</b>	<b>1822</b>
<b>Co-op. Sector</b>	<b>357</b>	<b>499</b>	<b>9167</b>	<b>9666</b>
<b>Pvt. Sector</b>	<b>10776</b>	<b>36415</b>	<b>1479925</b>	<b>1516340</b>
<b>Total</b>	<b>11336</b>	<b>39401</b>	<b>1508993</b>	<b>1548394</b>

2.08% of the total members are in the Central, State, Local Bodies and Co-operative sector and 97.92% of the subscribers are in the Private Sector.

## CHAPTER – 3

### PERFORMANCE STATISTICS FOR 2009-2010 AT A GLANCE

#### 1. COVERAGE

No. of industries / classes of establishments to which EPF & MP Act, 1952 applied as on 31.03.2011	<b>186</b>
--	------------

		<b>Exempted</b>	<b>Un-exempted</b>	<b>Total</b>
(a)	No. of covered establishments as on 31.03.2011	<b>33</b>	<b>11303</b>	<b>11336</b>
(b)	Net increase during the year	<b>20</b>	<b>584</b>	<b>604</b>

**2. MEMBERS**

		Exempted	Un-exempted	Total
(a)	Employees' Provident Fund as on 31.03.2011	39401	1508993	1548394
(b)	Net increase during the year	6870	148829	155699
(c)	Members of Pension Fund	39401	1508993	1548394

**3. CONTRIBUTIONS RECEIVED**

		Amount (in lakhs)
(a)	Employees' Provident Fund	31212.15
(b)	Employees' Pension Fund	15627.70
(c)	Employees' Deposit Linked Insurance Fund	645.63

**4. ADM / INSPECTION CHARGES COLLECTED**

E.P.F	2164.34 lakhs
E.D.L.I	20.82 lakhs

**5. ARREARS (Amt. in lakhs)**

	Workload		Recovered		Balance	
	Realisable	NIR.	Realisable.	NIR	Realisable	NIR
<b>Un-exempted</b>						
Arrear	588.27	1602.44	313.53	0	274.74	1602.44
<b>Total</b>	<b>588.27</b>	<b>1602.44</b>	<b>313.53</b>	<b>0</b>	<b>274.74</b>	<b>1602.44</b>
<b>Exempted</b>						
Arrear	--	231.07	--	2.24	--	228.83
<b>Total</b>		<b>231.07</b>		<b>2.24</b>		<b>228.83</b>

**6. ARREARS – PUBLIC AND PRIVATE SECTOR BIFURCATION**

Un-exempted				Exempted			
Public Sector		Private Sector		Public Sector		Private Sector	
No. of estts.	Amount	No. of estts.	Amount	No. of estts.	Amount	No. of estts.	Amount
15	302.22	1377	1793.68	0	0	0	0

**7. STATUS OF ARREARS (NIR)**

	Un-exempted			Exempted		
	No. of cases	Amt. involved (in lakhs)	% of total	No. of cases	Amt. involved (in lakhs)	% of Total
a) Stay by Court	111	1070.72	64.73	0	0	0
b) Under liquidation	12	524.7	31.72	0	0	0
c) Others	45	58.71	3.55	6	228.83	100
<b>Total</b>	<b>168</b>	<b>1654.13</b>	<b>100</b>	<b>6</b>	<b>228.83</b>	<b>100</b>

**8. ACTION AGAINST DEFAULTERS**

Mode of Action	Un-exempted		Exempted	
	No. of cases	Amount recovered (in lakhs)	No. of cases	Amount recovered (in lakhs)
Bank accounts attached	283	217.79	0	0
Moveable Property attached	0	0	0	0
Immovable Property attached	1	5	0	0
Arrest of defaulters	10	9.50	0	0
Public auction	0	0	0	0

### 9. CLAIMS SETTLED DURING 2010-2011

Sl. No.	Nature of Claims	Work load excluding return / rejection	Claims settled					Claims pending	Amount Disbursed (in lakhs)
			Within 30 days	%	above 30 days	%	Total		
1	EPF Claims	73543	57812	78.60	12512	17.01	70324	3219	17212.12
2	Partial withdrawal / Advances	5463	3897	71.33	1198	21.93	5095	368	2749.44
3	Transfer cases	12925	9280	71.80	2981	23.06	12261	664	1858.26
4	Pension Claims (withdrawal benefits & Scheme certificates)	64395	43152	67.01	17312	26.88	60464	3931	2815.25
5	Monthly Pension Claims	13378	5443	40.69	6517	48.71	11960	1418	8460.51
6	E.D.L.I Claims	711	535	75.25	117	16.46	652	59	128.86
<b>TOTAL</b>		<b>170415</b>	<b>120119</b>	<b>70.49</b>	<b>40637</b>	<b>23.85</b>	<b>160756</b>	<b>9659</b>	<b>33224.44</b>

### 10. ISSUE OF ANNUAL STATEMENT OF ACCOUNT SLIPS (Un-exempted)

Year	Workload		Slips issued		Balance	
	Estts	Accounts	Estts	Accounts	Estts	Accounts
Prior to 2009-10	2864	391012	1177	275311	1687	115701
Current 2010-11	9903	1371567	4846	978117	5057	393450
Total	12767	1762579	6023	1253428	6744	509151

### 11. MAN POWER

Category of Employee	Staff in Position
Group A	15
Group B	32
Group C	344
Group D	44
<b>TOTAL</b>	<b>435</b>

**CHAPTER – 4****COMPARATIVE PERFORMANCE FOR THE LAST 3 YEARS  
(UN EXEMPTED & EXEMPTED)**

		2008-09	2009-10	2010-11
1.	<b>ESTABLISHMENTS COVERED</b>	10203	10732	11336
2.	<b>MEMBERS at the end of the year</b>	12.72 lakhs (as on 31.03.09)	13.93 lakhs (as on 31.03.10)	15.48 lakhs (as on 31.03.11)
3.	<b>FIELD OFFICES</b>			
	Regional Offices	1	1	1
	Sub-Regional Offices	8	4	4
	District Offices	5	2	2
4.	<b>STAFF IN POSITION</b>	666	434	435
5.	<b>NEW ESTABLISHMENTS BROUGHT UNDER THE ACT</b>	418	529	604
6.	<b>MEMBERS ENROLLED during the year</b>	157241	201553	155699
7.	<b>MEMBERS CEASED during the year</b>	100668	80915	103447
8.	<b>PROVIDENT FUND &amp; OTHER ARREARS COLLECTED</b> <i>(in lakhs)</i>			
	Un-exempted Sector	811.38	1167.03	1721.46
	Exempted Sector	10.65	0	2.24
	<b>Total</b>	<b>822.03</b>	<b>1167.03</b>	<b>1723.70</b>



<b>9. SERVICE TO MEMBERS</b>				
<b>Annual Statement of Accounts</b>				
Issued during the year	<b>1089753</b>	<b>1101063</b>	<b>1253428</b>	
Pending	<b>289628</b>	<b>387416</b>	<b>509151</b>	
<b>Claims settled</b>	<b>176841</b>	<b>152619</b>	<b>160756</b>	
Provident Fund Claims	<b>82286</b>	<b>75516</b>	<b>70324</b>	
<b>Partial Withdrawal / Advances</b>	<b>6056</b>	<b>5953</b>	<b>5095</b>	
Transfer cases	<b>8817</b>	<b>8942</b>	<b>12261</b>	
Employees' Pension Claims (Withdrawal benefits)	<b>58021</b>	<b>53305</b>	<b>60464</b>	
Monthly Pension Claims	<b>21097</b>	<b>8308</b>	<b>11960</b>	
E.D.L.I. Claims	<b>564</b>	<b>595</b>	<b>652</b>	

## CHAPTER- 5

### CONTRIBUTIONS AND ADMINISTRATIVE CHARGES

#### 5.1 Contributions received:

During the year Rs.47485.48 lakhs were received towards contributions under the three Schemes. After paying the benefits, Rs.35914.01 lakhs were transferred to respective Investment Accounts. The details are furnished below:-

<b>TABLE-5</b>				
<b>CONTRIBUTIONS RECEIVED &amp; TRANSFERRED TO INVESTMENT ACCOUNTS</b>				
<b>(Rs. In lakhs)</b>				
	<b>2009-2010</b>		<b>2010-11</b>	
	<b>CONTRIBUTION RECEIVED</b>	<b>TRANSFRD. TO INVESTMENT ACCOUNT</b>	<b>CONTRIBUTION RECEIVED</b>	<b>TRANSFRD. TO INVESTMENT ACCOUNT</b>
<b>EPF A/C NO.01</b>	<b>25708.92</b>	<b>16791.27</b>	<b>31212.15</b>	<b>24244.09</b>
<b>EPF A/C NO.10</b>	<b>13414.72</b>	<b>10715.24</b>	<b>15627.70</b>	<b>11157.24</b>
<b>EPF A/C NO.21</b>	<b>559.78</b>	<b>456.19</b>	<b>645.63</b>	<b>512.68</b>

## 5.2 Administrative and Inspection charges:

The administrative expenditure is met out of the administration / inspection charges received from the employers of covered establishments. The prevailing rate of administrative charges is 1.10% on the wages on which contribution to provident fund is remitted. The rate of inspection charges (only for exempted establishments) is 0.18% at present. During the year under report Rs.2099.94 lakhs was realized towards administrative charges as against Rs. 1757.18 lakhs collected during the year 2009-10. Office wise collection during the last 3 years is shown in Table-6.

<b>TABLE-6</b>			
<b>ADMINISTRATIVE CHARGES (in lakhs)</b>			
<b>OFFICE</b>	<b>2008-09</b>	<b>2009-10</b>	<b>2010-11</b>
<b>RO, MANGALORE</b>	<b>794.32</b>	<b>747.22</b>	<b>818.24</b>
<b>SRO, MYSORE</b>	<b>506.96</b>	<b>545.88</b>	<b>693.88</b>
<b>SRO, CHIKMAGALUR</b>	<b>133.91</b>	<b>150.28</b>	<b>164.07</b>
<b>SRO, SHIMOGA</b>	<b>142.79</b>	<b>157.71</b>	<b>202.64</b>
<b>SRO, UDUPI</b>	<b>0.79</b>	<b>156.09</b>	<b>221.09</b>
<b>TOTAL</b>	<b>1578.77</b>	<b>1757.18</b>	<b>2099.94</b>

## 5.3 Rate of Interest to Members:

Under paragraph 60(1) of the Employees' Provident Fund Scheme, 1952 the Central Government in consultation with the Central Board of Trustees declares the rate of interest to be credited to the accounts of Provident Fund members annually. The fluctuations in the interest rate declared from the inception of the Scheme are as follows:-

<b>RATE OF INTEREST ALLOWED TO MEMBERS OF PROVIDENT FUND</b>			
<b>YEAR</b>	<b>PERCENTAGE OF RATE OF INTEREST DECLARED</b>	<b>YEAR</b>	<b>PERCENTAGE OF RATE OF INTEREST DECLARED</b>
1952-53	3	1981-82	8.5
1953-54	3	1982-83	8.75
1954-55	3	1983-84	9.15
1955-56	3.5	1984-85	9.9
1956-57	3.5	1985-86	10.15
1957-58	3.75	1986-87	11
1958-59	3.75	1987-88	11.5
1959-60	3.75	1988-89	11.8
1960-61	3.75	1989-90	12
1961-62	3.75	1990-91	12
1962-63	3.75	1991-92	12
1963-64	4	1992-93	12
1964-65	4.25	1993-94	12
1965-66	4.5	1994-95	12
1966-67	4.75	1995-96	12
1967-68	5	1996-97	12
1968-69	5.25	1997-98	12
1969-70	5.5	1998-99	12
1970-71	5.7	1999-00	12
1971-72	5.8	2000-01	11.5
1972-73	6	2001-02	9.5
1973-74	6	2002-03	9.5
1974-75	6.5	2003-04	9.5
1975-76	7	2004-05	9.5
1976-77	7.5	2005-06	8.5
1977-78	8	2006-07	8.5
1978-79	8.25+ 0.5% Bonus *	2007-08	8.5
1979-80	8.25	2008-09	8.5
1980-81	8.25	2009-10	8.5
		2010-11	9.5

\* Who did not withdraw any amount

From 93-94 onwards interest is calculated on monthly running balance.

**5.4 Arrear Demand – Un-exempted Sector:**

At the end of the financial year 2010-11, there was an outstanding arrear demand of Rs.1307.80 lakhs towards P.F. contribution, Rs.443.74 lakhs towards Penal Damages, & Rs.125.64 lakhs towards interest levied under Section 7Q of the Act. Office wise figures are given in Table-7, 8 & 9.

<b>TABLE-7</b>							
<b>ARREAR DEMAND (CONTRIBUTION)</b>							
(Amount in lakhs)							
OFFICE	WORK LOAD		REALISED		CLOSING BALANCE		
	CASES	AMOUNT	CASES	AMOUNT	REALISABLE	NIR	TOTAL
R.O.,MANGALORE	61	359.10	13	8.69	3.54	346.87	350.41
SRO, MYSORE	193	750.90	35	81.65	14.24	655.01	669.25
SRO,CHIKMAGALUR	71	106.62	17	12.60	10.34	83.68	94.02
SRO,SHIMOGA	65	183.60	14	52.56	45.36	85.68	131.04
SRO, UDUPI	15	65.07	4	1.99	0.04	63.04	63.08
<b>TOTAL</b>	<b>405</b>	<b>1465.29</b>	<b>83</b>	<b>157.49</b>	<b>73.52</b>	<b>1234.28</b>	<b>1307.80</b>

<b>TABLE-8</b>							
<b>ARREAR DEMAND ( PENAL DAMAGE)</b>							
(Amount in lakhs)							
OFFICE	WORKLOAD		REALISED		PENDING		
	CASES	AMOUNT	CASES	AMOUNT	REALISABLE	NIR	TOTAL
RO MANGALORE	106	69.97	31	15.49	14.05	40.43	54.48
SRO MYSORE	402	231.11	169	53.30	86.69	91.12	177.81
SRO CHICKMAGALUR	31	13.19	1	0.01	2.53	10.65	13.18
SRO SHIVAMOGGA	39	138.99	9	43.17	25.01	70.81	95.82
SRO UDUPI	38	115.82	10	13.37	24.20	78.25	102.45
<b>TOTAL</b>	<b>616</b>	<b>569.08</b>	<b>220</b>	<b>125.34</b>	<b>152.48</b>	<b>291.26</b>	<b>443.74</b>

<b>TABLE-9</b>							
<b>ARREAR DEMAND SECTION 7Q INTEREST</b>							
(Amount in lakhs)							
OFFICE	DUE FOR RECOVERY		RECOVERED		CLOSING BALANCE		
	CASES	AMOUNT	CASES	AMOUNT	REALISABLE	NIR	TOTAL
RO MANGALORE	47	8.41	19	3.11	4.45	0.85	5.30
SRO MYSORE	502	112.25	168	21.61	35.49	55.15	90.64
SRO CHICKMAGALUR	22	1.45	0	0	0.53	0.92	1.45
SRO SHIVAMOGGA	13	14.33	0	3.89	1.75	8.69	10.44
SRO UDUPI	25	19.90	7	2.09	6.52	11.29	17.81
<b>TOTAL</b>	<b>609</b>	<b>156.34</b>	<b>194</b>	<b>30.70</b>	<b>48.74</b>	<b>76.90</b>	<b>125.64</b>

Out of the total arrears, Rs.1602.44 lakhs are remaining in Not Immediately Realizable category due to pending litigation, stay orders by courts, Tribunals, Liquidation proceedings, BIFR cases etc. Table 10 below gives the work load, amount realized and amount pending under the three categories.

<b>TABLE-10</b>							
<b>ARREAR DEMAND/REALISED/PENDING POSITION</b>							
(Amount in lakhs)							
CATEGORY	WORK LOAD		REALISED		PENDING		
	NO. OF CASES	AMOUNT	CASES	AMOUNT	REALISABLE	NIR	TOTAL
PROVIDENT FUND	405	1465.29	83	157.49	73.52	1234.28	1307.80
PENDAL DAMAGES	616	569.08	220	125.34	152.48	291.26	443.74
7Q INTEREST	609	156.34	194	30.70	48.74	76.90	125.64
<b>TOTAL</b>	<b>1630</b>	<b>2190.71</b>	<b>497</b>	<b>313.53</b>	<b>274.74</b>	<b>1602.44</b>	<b>1877.18</b>

## 5.5 Major Defaulters:

There were 33 establishments in default of more than 10 lakhs as on 31.3.2011. A list of Major defaulters - office wise is shown in Annexure 1. Coercive action is being taken against all major defaulting establishments for realization of outstanding dues.

## 5.6 Bifurcation of Arrears

Bifurcation of Arrears with reference to Public and Private Sector is given in Table-11

<b>TABLE-11</b>		
<b>SECTOR-WISE ARREARS</b>		
<b>(Amount in lakhs)</b>		
<b>Sector</b>	<b>Arrears 2009-10</b>	<b>Arrears 2010-11</b>
<b>Central Public Sector Undertakings</b>	<b>25.41</b>	<b>20.81</b>
<b>State Public Sector Undertakings</b>	<b>294.30</b>	<b>275.60</b>
<b>Local Bodies</b>	<b>0</b>	<b>0</b>
<b>Private Sector</b>	<b>1697.28</b>	<b>1793.68</b>
<b>Cooperative Sector</b>	<b>0</b>	<b>5.79</b>
<b>Total</b>	<b>2016.99</b>	<b>2095.88</b>

## 5.7 Action taken to recover the Arrears

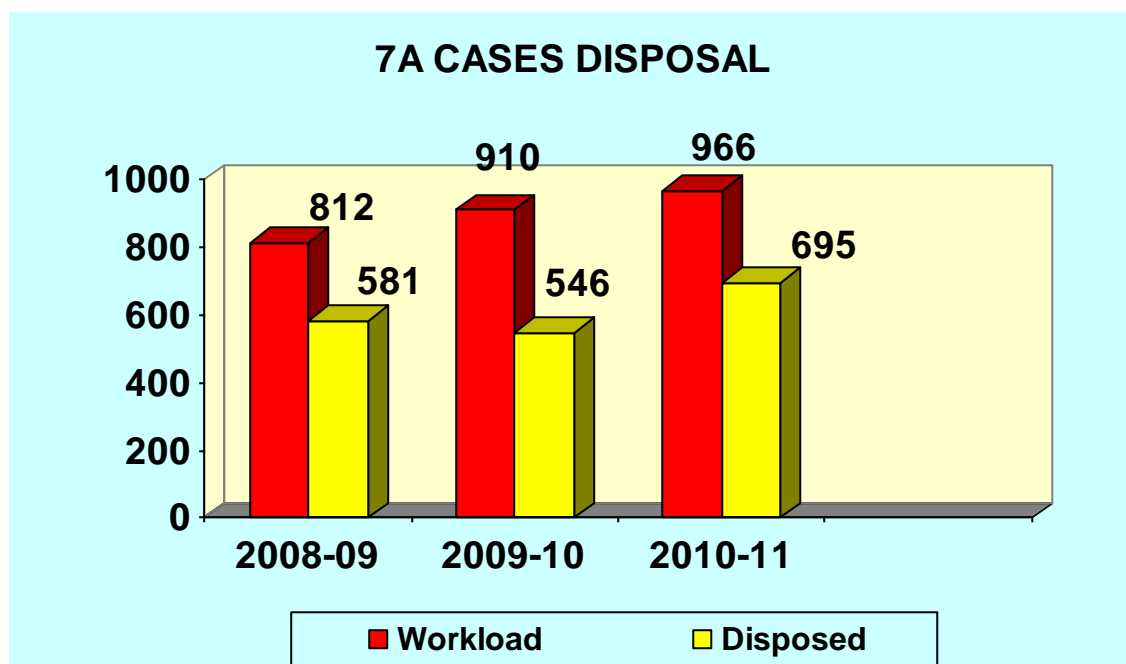
The Following actions were taken by the offices in the Region for recovery of dues against the defaulting establishment.

- a) Initiated inquiry under Section 7A of the Act
  - b) Recovery actions initiated u/s 8B to 8G of the Act.
  - c) Damages levied under Section 14B of the Act in cases of belated remittances.
  - d) FIR filed under Section 406/409 of the IPC.
  - e) Interest payable under Section 7Q initiated to establishments made belated remittances.
- a) Initiated inquiry under Section 7A of the Act:** List of defaulters generated through the computer system was used as source of information for

initiating action under Section 7A by the Assessing Officers. The status of initiation and disposal of assessment cases under Section 7A office wise is given in Table-12.

<b>TABLE-12</b>			
<b>ENFORCEMENT ACTIONS</b>			
<b>7A Cases disposed / finalised</b>			
<b>OFFICE</b>	<b>CASES INITIATED</b>	<b>CASES DECIDED</b>	<b>CASES PENDING</b>
RO MANGALORE	250	190	60
SRO MYSORE	369	232	137
SRO CHIKMAGALUR	145	104	41
SRO SHIVAMOGGA	138	109	29
SRO UDUPI	64	60	4
<b>TOTAL</b>	<b>966</b>	<b>695</b>	<b>271</b>

**DIAGRAM 4**



The amount assessed, amount collected and the balance with bifurcation under realizable and Not Immediately Realizable (NIR) category are given in Table 13

<b>TABLE-13</b>			
<b>RECOVERY OF CURRENT DEMAND</b>			
		<b>(Amount in lakhs)</b>	
		<b>2009-10</b>	<b>2010-11</b>
<b>Unexempted</b>	<b>Workload</b>	<b>1214.72</b>	<b>1626.63</b>
	<b>Collected</b>	<b>959.79</b>	<b>1407.93</b>
	<b>Balance</b>	<b>254.93</b>	<b>218.70</b>
<b>Exempted</b>	<b>Workload</b>	<b>0</b>	<b>158.30</b>
	<b>Collected</b>	<b>0</b>	<b>2.24</b>
	<b>Balance</b>	<b>0</b>	<b>156.06</b>
<b>Total</b>	<b>Workload</b>	<b>1214.72</b>	<b>1784.93</b>
	<b>Collected</b>	<b>959.79</b>	<b>1410.17</b>
	<b>Balance</b>	<b>254.93</b>	<b>374.76</b>
<b>NIR</b>		<b>137.68</b>	<b>53.89</b>
<b>Realisable</b>		<b>117.25</b>	<b>320.87</b>

Office wise demand raised, amount recovered and balance in respect of Current Demand-P.F. Contributions are shown in Table-14.

<b>TABLE-14</b>							
<b>CURRENT DEMAND: PF CONTRIBUTIONS</b>							
<b>(Amount in lakhs)</b>							
<b>OFFICE</b>	<b>DEMAND RAISED</b>		<b>AMOUNT RECOVERED</b>		<b>BALANCE</b>		
	<b>NO. OF ESTTS.</b>	<b>AMOUNT</b>	<b>NO. OF ESTTS</b>	<b>AMOUNT</b>	<b>REALISABLE</b>	<b>NIR</b>	<b>TOTAL</b>
<b>RO, MANGALORE</b>	<b>185</b>	<b>344.56</b>	<b>175</b>	<b>341.43</b>	<b>3.13</b>	<b>0</b>	<b>3.13</b>
<b>SRO, MYSORE</b>	<b>221</b>	<b>239.95</b>	<b>196</b>	<b>213.15</b>	<b>26.80</b>	<b>0</b>	<b>26.80</b>
<b>SRO, CHICKMAGALUR</b>	<b>98</b>	<b>168.32</b>	<b>82</b>	<b>130.34</b>	<b>35.20</b>	<b>2.78</b>	<b>37.98</b>
<b>SHIMOGA</b>	<b>90</b>	<b>242.33</b>	<b>79</b>	<b>176.51</b>	<b>25.73</b>	<b>40.09</b>	<b>65.82</b>
<b>UDUPI</b>	<b>55</b>	<b>456.32</b>	<b>47</b>	<b>440.55</b>	<b>15.77</b>	<b>0</b>	<b>15.77</b>
<b>TOTAL</b>	<b>649</b>	<b>1451.48</b>	<b>579</b>	<b>1301.98</b>	<b>106.63</b>	<b>42.87</b>	<b>149.50</b>



**b) Recovery Actions initiated under Section 8B to 8G of the Act:** During the year 2010-11, 1637 Revenue Recovery Certificates covering an amount of Rs.2421.78 lakhs were due for collection. A sum of Rs.315.77 lakhs was collected during the year. 1139 Recovery Certificates with a total of Rs.2106.01 lakhs are pending for realization. A sum of Rs.1831.27 lakhs falls under Not Immediately Realizable (NIR) category and Rs.274.74 lakhs under Realisable category. The arrears pending Unexempted, Exempted sector wise is shown in Table-15 & 16.

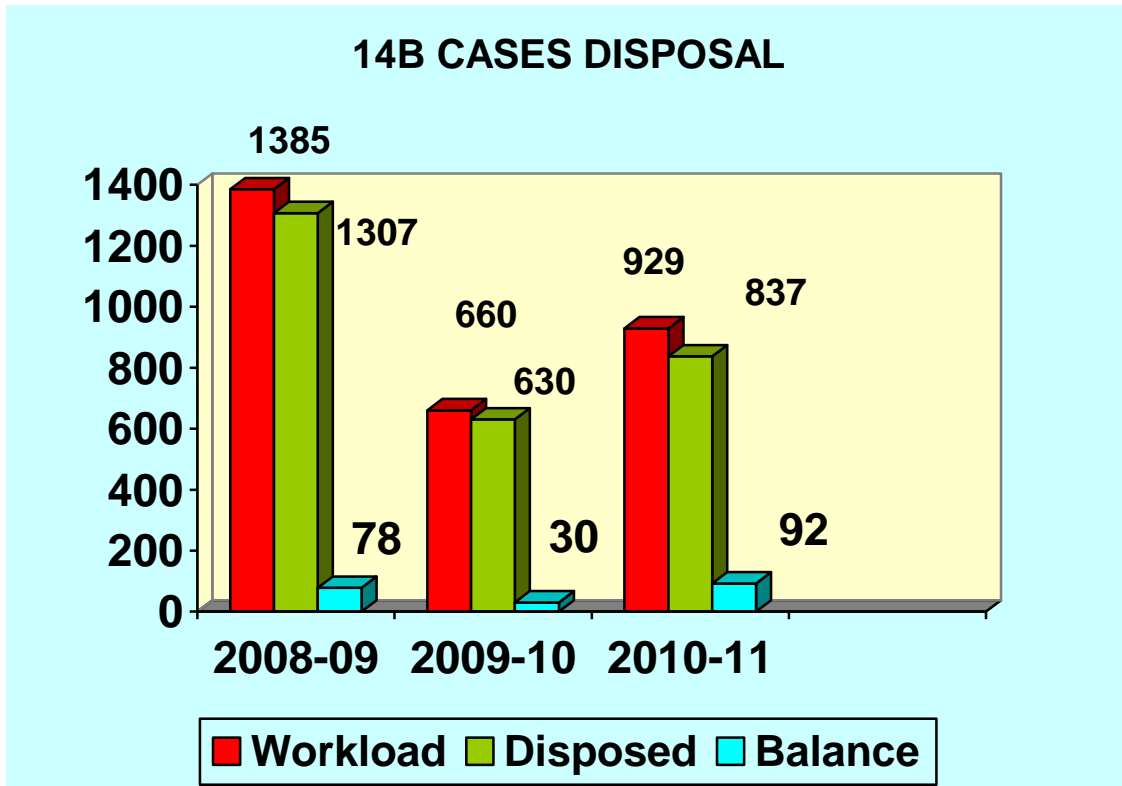
<b>TABLE-15</b>			
<b>Recovery of Arrear Demand</b>			
<b>(Amount in lakhs)</b>			
		<b>2009-10</b>	<b>2010-11</b>
<b>Exempted</b>	<b>Workload</b>	<b>72.77</b>	<b>231.07</b>
	<b>Collected</b>	<b>0</b>	<b>2.24</b>
	<b>Balance</b>	<b>72.77</b>	<b>228.83</b>
<b>Unexempted</b>	<b>Workload</b>	<b>2151.46</b>	<b>2190.71</b>
	<b>Collected</b>	<b>207.24</b>	<b>313.53</b>
	<b>Balance</b>	<b>1944.22</b>	<b>1877.18</b>
<b>Total</b>	<b>Workload</b>	<b>2224.23</b>	<b>2421.78</b>
	<b>Collected</b>	<b>207.24</b>	<b>315.77</b>
	<b>Balance</b>	<b>2016.99</b>	<b>2106.01</b>
<b>NIR</b>		<b>1679.60</b>	<b>1831.27</b>
<b>Realisable</b>		<b>337.39</b>	<b>274.74</b>

<b>TABLE – 16</b>						
<b>RECOVERY OF ARREAR DEMAND (Revenue Recovery Certificates)</b>						
<b>OFFICE</b>	<b>Opening Balance</b>		<b>Recovered</b>		<b>Closing Balance</b>	
	<b>Cases</b>	<b>Amount</b>	<b>Cases</b>	<b>Amount</b>	<b>Cases</b>	<b>Amount</b>
<b>RO., MANGALORE</b>	<b>214</b>	<b>437.48</b>	<b>63</b>	<b>27.29</b>	<b>151</b>	<b>410.19</b>
<b>SRO, MYSORE</b>	<b>1097</b>	<b>1094.26</b>	<b>372</b>	<b>156.56</b>	<b>725</b>	<b>937.70</b>
<b>SRO, CHIKMAGALUR</b>	<b>124</b>	<b>121.26</b>	<b>18</b>	<b>12.61</b>	<b>106</b>	<b>108.65</b>
<b>SRO, SHIMOGA</b>	<b>117</b>	<b>336.92</b>	<b>23</b>	<b>99.62</b>	<b>94</b>	<b>237.30</b>
<b>SRO, UDUPI</b>	<b>78</b>	<b>200.79</b>	<b>21</b>	<b>17.45</b>	<b>57</b>	<b>183.34</b>
<b>TOTAL</b>	<b>1630</b>	<b>2190.71</b>	<b>497</b>	<b>313.53</b>	<b>1133</b>	<b>1877.18</b>
<b>EXEMPTED</b>	<b>7</b>	<b>231.07</b>	<b>1</b>	<b>2.24</b>	<b>6</b>	<b>228.83</b>
<b>GRAND TOTAL</b>	<b>1637</b>	<b>2421.78</b>	<b>498</b>	<b>315.77</b>	<b>1139</b>	<b>2106.01</b>

c) **Damages levied under Section 14B of the Act in cases of belated remittances:** 929 cases were newly initiated during the year and 837 cases were disposed. Office wise figures of cases initiated, cases decided and cases pending are given below in Table-17.

<b>TABLE-17</b>			
<b>ENFORCEMENT ACTIONS</b>			
<b>14B Cases disposed / finalized</b>			
<b>OFFICE</b>	<b>CASES INITIATED</b>	<b>CASES DECIDED</b>	<b>CASES PENDING</b>
<b>RO MANGALORE</b>	<b>519</b>	<b>459</b>	<b>60</b>
<b>SRO MYSORE</b>	<b>132</b>	<b>120</b>	<b>12</b>
<b>SRO CHIKMAGALUR</b>	<b>0</b>	<b>0</b>	<b>0</b>
<b>SRO SHIVAMOGGA</b>	<b>64</b>	<b>57</b>	<b>7</b>
<b>SRO UDUPI</b>	<b>214</b>	<b>201</b>	<b>13</b>
<b>TOTAL</b>	<b>929</b>	<b>837</b>	<b>92</b>

**DIAGRAM – 5**



The Demand raised towards penal damages during the year, amount realised and amount pending for realization- office wise are given in Table-18.

<b>TABLE-18</b>							
<b>CURRENT DEMAND: PENAL DAMAGES</b>							
<b>(Amount in lakhs)</b>							
<b>OFFICE</b>	<b>ASSESSED</b>		<b>REALISED</b>		<b>PENDING</b>		
	<b>CASES</b>	<b>AMOUNT</b>	<b>CASES</b>	<b>AMOUNT</b>	<b>REALISABLE</b>	<b>NIR</b>	<b>TOTAL</b>
<b>RO., MANGALORE</b>	<b>519</b>	<b>33.18</b>	<b>459</b>	<b>17.60</b>	<b>15.58</b>	<b>0</b>	<b>15.58</b>
<b>SRO, MYSORE</b>	<b>132</b>	<b>30.49</b>	<b>120</b>	<b>13.87</b>	<b>16.62</b>	<b>0</b>	<b>16.62</b>
<b>SRO, CHICKMAGALUR</b>	<b>0</b>	<b>0</b>	<b>0</b>	<b>0</b>	<b>0</b>	<b>0</b>	<b>0</b>
<b>SRO, SHIMOGA</b>	<b>64</b>	<b>55.95</b>	<b>57</b>	<b>35.12</b>	<b>12.01</b>	<b>8.82</b>	<b>20.83</b>
<b>SRO,UDUPI</b>	<b>214</b>	<b>4.42</b>	<b>201</b>	<b>4.33</b>	<b>0.09</b>	<b>0</b>	<b>0.09</b>
<b>TOTAL</b>	<b>929</b>	<b>124.04</b>	<b>837</b>	<b>70.92</b>	<b>44.30</b>	<b>8.82</b>	<b>53.12</b>

NIR\* Not Immediately Realiasable

**d) Prosecution Action under Section 14 of the Act:** 517(EPF) Prosecution cases were filed against the defaulters during the year.

**e) FIRs filed under Section 406/409 of the IPC:** 12 FIRs were filed under Section 406/409 of IPC during 2010-11 against the defaulters who failed to remit the employees' share of contribution recovered from their wages. In the normal course, police authorities take lot of time to investigate and file complaint before the Court.

**f) Action taken under Section 7Q of the Act:** 836 cases were finalized during the year raising the demand for Rs.51.11 lakhs against the defaulting establishment under section 7Q of the Act. The office wise figures of cases, amount raised, amount realized and amount pending-realizable and not immediately realizable category wise is given in Table-19.

<b>TABLE-19</b>							
<b>CURRENT DEMAND – Sec. 7Q</b>							
<b>(Rs. In lakhs)</b>							
<b>OFFICE</b>	<b>DEMAND RAISED</b>		<b>DEMAND REALISED</b>		<b>CLOSING BALANCE</b>		
	<b>CASES</b>	<b>AMOUNT</b>	<b>CASES</b>	<b>AMOUNT</b>	<b>REALISABLE</b>	<b>NIR</b>	<b>TOTAL</b>
<b>RO., MANGALORE</b>	<b>522</b>	<b>17.01</b>	<b>466</b>	<b>10.88</b>	<b>6.13</b>	<b>0</b>	<b>6.13</b>
<b>SRO, MYSORE</b>	<b>135</b>	<b>17.50</b>	<b>113</b>	<b>9.35</b>	<b>8.15</b>	<b>0</b>	<b>8.15</b>
<b>SRO,CHIKMAGALUR</b>	<b>0</b>	<b>0</b>	<b>0</b>	<b>0</b>	<b>0</b>	<b>0</b>	<b>0</b>
<b>SRO,SHIMOGA</b>	<b>62</b>	<b>13.98</b>	<b>56</b>	<b>12.25</b>	<b>1.73</b>	<b>0</b>	<b>1.73</b>
<b>SRO, UDUPI</b>	<b>214</b>	<b>2.62</b>	<b>201</b>	<b>2.55</b>	<b>0.07</b>	<b>0</b>	<b>0.07</b>
<b>TOTAL</b>	<b>933</b>	<b>51.11</b>	<b>836</b>	<b>35.03</b>	<b>16.08</b>	<b>0</b>	<b>16.08</b>

### 5.8 Service to the Members:

**Settlement of Claims:** During the year under report 160756 claims were settled. 62.12% of all the claims were settled within 30 days of its receipt in the office. Table-20 given below gives comparative figures of the claims returned, received, rejected, settled, and pending for the year 2009-10 and 2010-11. At the close of the year, 9659 claims were pending for disposal constituting only 5.67% of the net work load.

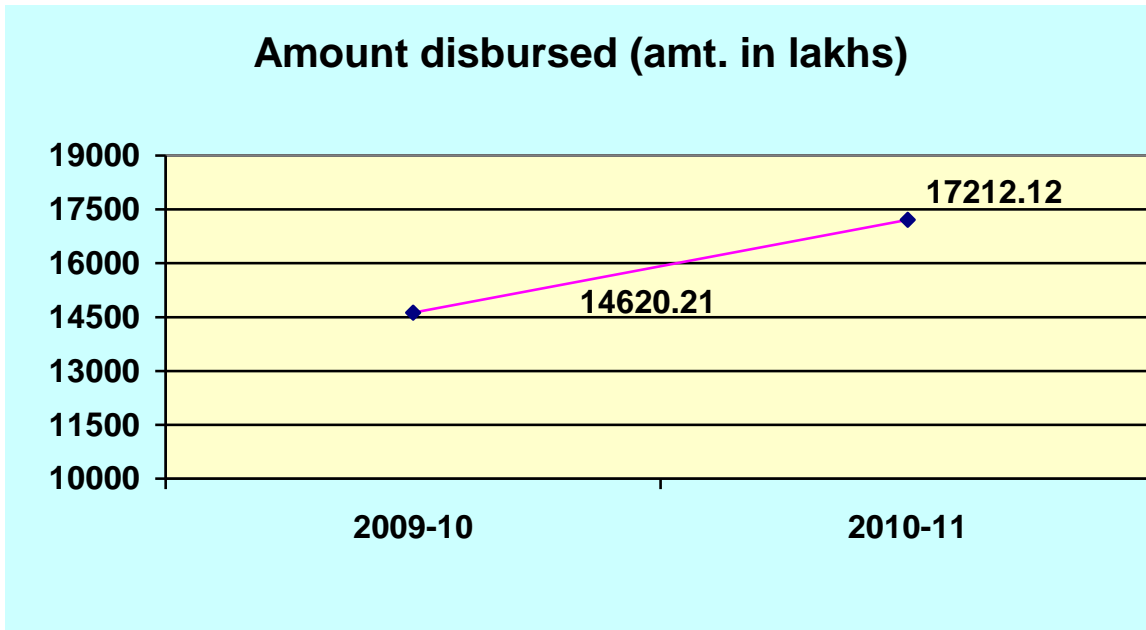
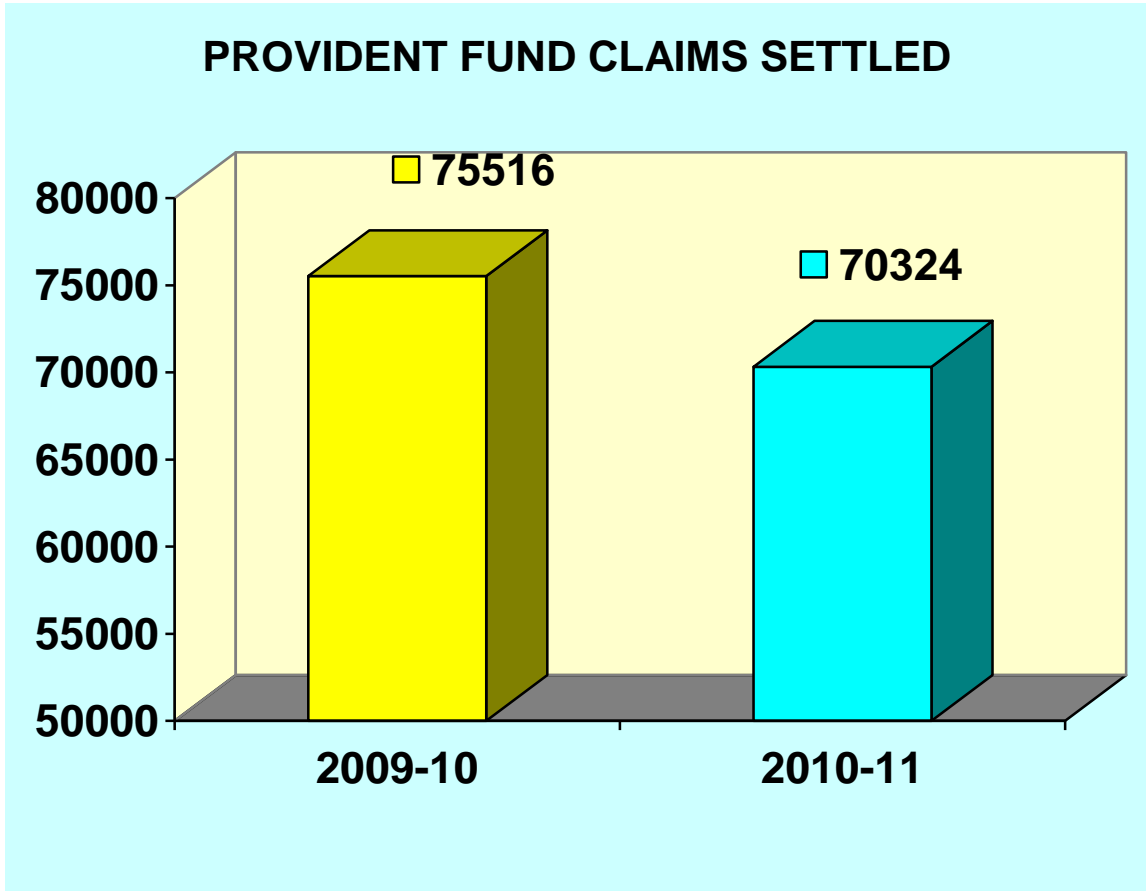
<b>TABLE-20</b>			
<b>SERVICE TO SUBSCRIBERS</b>			
<b>SETTLEMENT OF CLAIMS</b>			
		<b>2009-10</b>	<b>2010-11</b>
<b>1</b>	Total workload	<b>201168</b>	<b>205055</b>
<b>2</b>	Returned	<b>35293</b>	<b>14290</b>
<b>3</b>	Rejected	<b>4152</b>	<b>20350</b>
<b>4</b>	Net workload	<b>161723</b>	<b>170415</b>
<b>5</b>	Claims settled within 30 days	<b>135305</b>	<b>105866</b>
<b>6</b>	Claims settled beyond 30 days	<b>17314</b>	<b>40637</b>
<b>7</b>	Total claims settled	<b>152619</b>	<b>160756</b>
<b>8</b>	% of claims settled within 30 days w.r.t. settled cases	<b>88.66%</b>	<b>62.12%</b>
<b>9</b>	Claims pending	<b>9104</b>	<b>9659</b>
<b>10</b>	% pendency ( w.r.t. Net Work Load)	<b>5.62%</b>	<b>5.67%</b>

**5.9 Category wise claims settled**

Category wise claims received, admitted for payments, closing balance as on 31.03.2011 is shown in Table-21

<b>TABLE-21</b>									
<b>CATEGORY WISE CLAIMS STATUS - 2010-11</b>									
<b>Type of claims</b>	<b>Total claims received</b>	<b>Returned</b>	<b>Rejected</b>	<b>Settled within 30 days</b>	<b>%</b>	<b>Settled beyond 30 days</b>	<b>%</b>	<b>Total claims settled</b>	<b>Closing Balance as on 31.03.11</b>
F-19	81759	4936	4352	56959	78.60%	12332	17.01%	69291	3180
F-20	1505	154	279	853	79.57%	180	16.79%	1033	39
F-5IF	1253	141	401	535	75.25%	117	16.46%	652	59
F-31	6593	587	543	3897	71.33%	1198	21.93%	5095	368
F-13	17262	2238	2099	9280	71.80%	2981	23.06%	12261	664
F-10D	19719	1670	4671	5443	40.69%	6517	48.71%	11960	1418
F-10C	76964	4492	8077	43152	67.01%	17312	26.88%	60464	3931
<b>Total</b>	<b>205055</b>	<b>14218</b>	<b>20422</b>	<b>120119</b>	<b>70.48%</b>	<b>40637</b>	<b>23.85%</b>	<b>160756</b>	<b>9659</b>

**DIAGRAM 6**



**5.10 Office wise claims settled**

Office wise settlement of claims under various categories viz. final settlement, settlement of death claims, withdrawal benefits, monthly pension cases, partial withdrawals, EDLI claims are shown in Table-22, 23, 24, 25, 26 and 27 below.

<b>TABLE-22</b>									
<b>SETTLEMENT OF PROVIDENT FUND CLAIMS - F.19</b>									
<b>DURING THE YEAR 2010-11</b>									
<b>Name of the office</b>	<b>Claims received</b>	<b>Returned</b>	<b>Rejected</b>	<b>Settled within 30 days</b>	<b>%</b>	<b>Settled beyond 30 days</b>	<b>%</b>	<b>Total claims settled</b>	<b>C.B. as on 31.03.10</b>
<b>RO,MANGALORE</b>	<b>36322</b>	<b>1958</b>	<b>1669</b>	<b>27808</b>	<b>85.05%</b>	<b>4887</b>	<b>14.95%</b>	<b>32695</b>	<b>0</b>
<b>SRO, MYSORE</b>	<b>23601</b>	<b>1490</b>	<b>1768</b>	<b>11953</b>	<b>58.76%</b>	<b>6366</b>	<b>31.29%</b>	<b>18319</b>	<b>2024</b>
<b>SRO,CHIKMAGALUR</b>	<b>5733</b>	<b>696</b>	<b>436</b>	<b>3769</b>	<b>81.92%</b>	<b>826</b>	<b>17.95%</b>	<b>4595</b>	<b>6</b>
<b>SRO, SHIMOGA</b>	<b>3925</b>	<b>223</b>	<b>292</b>	<b>3050</b>	<b>89.44%</b>	<b>115</b>	<b>3.37%</b>	<b>3165</b>	<b>245</b>
<b>SRO, UDUPI</b>	<b>12178</b>	<b>569</b>	<b>187</b>	<b>10379</b>	<b>90.87%</b>	<b>138</b>	<b>1.21%</b>	<b>10517</b>	<b>905</b>
<b>TOTAL</b>	<b>81759</b>	<b>4936</b>	<b>4352</b>	<b>56959</b>	<b>78.60%</b>	<b>12332</b>	<b>17.01%</b>	<b>69291</b>	<b>3180</b>

**TABLE - 23****SETTLEMENT OF PROVIDENT FUND CLAIMS – F.20 DURING THE YEAR 2010-11**

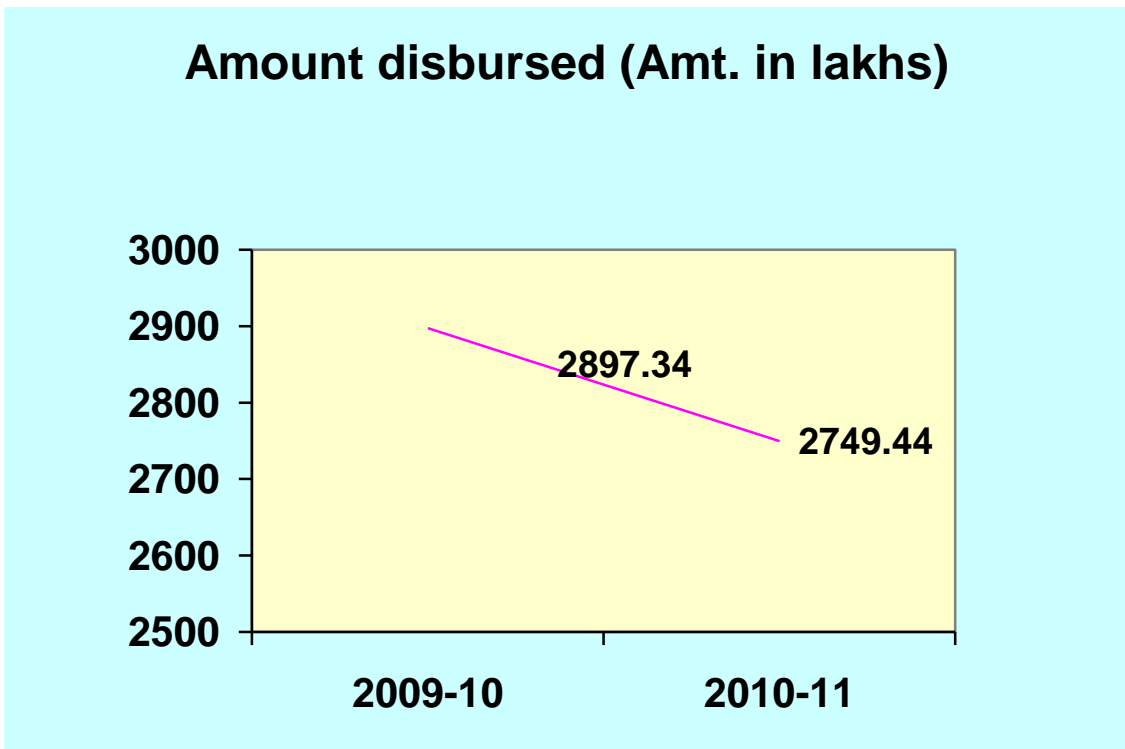
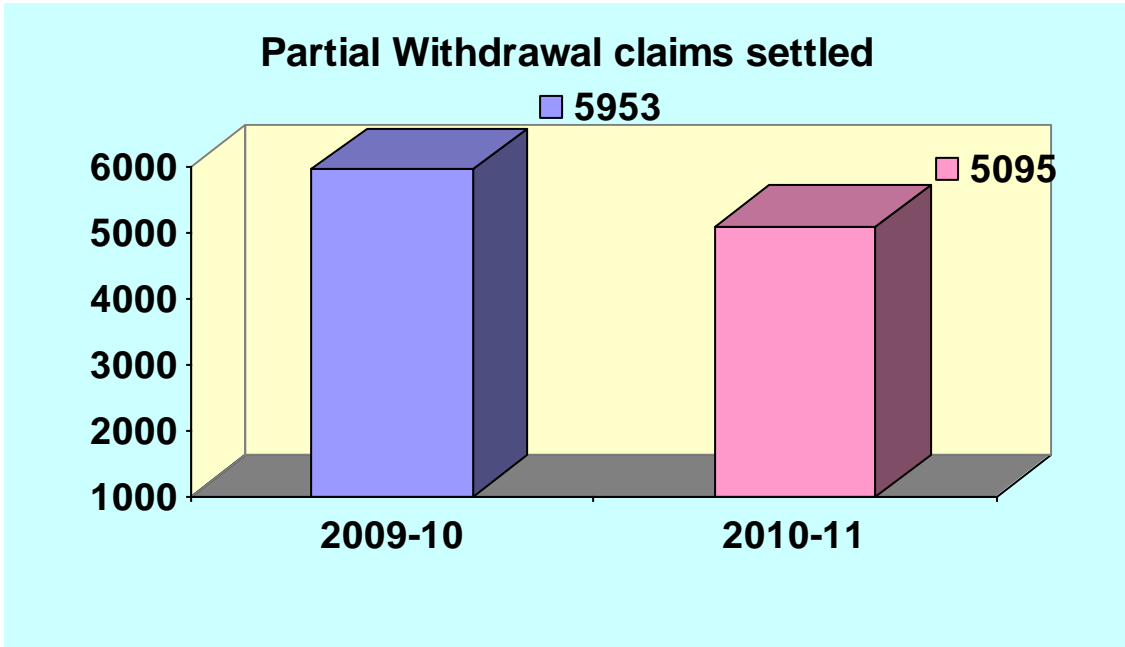
Name of the Office	Total Claims	Returned	Rejected	Settled within 30 days	%	Settled beyond 30 days	%	Total claims settled	C.B. as on 31.03.10
RO, MANGALORE	746	0	263	393	81.36%	90	18.64%	483	0
SRO, MYSORE	242	62	2	116	65.16%	45	25.28%	161	17
SRO, CHIKMAGALUR	143	6	3	116	86.57%	18	13.43%	134	0
SRO, SHIMOGA	163	31	2	107	82.31%	13	10%	120	10
SRO, UDUPI	211	55	9	121	82.31%	14	9.52%	135	12
<b>TOTAL</b>	<b>1505</b>	<b>154</b>	<b>279</b>	<b>853</b>	<b>79.57%</b>	<b>180</b>	<b>16.79%</b>	<b>1033</b>	<b>39</b>

**TABLE-24****SETTLEMENT OF PARTIAL WITHDRAWAL CASES - FORM.31 DURING THE YEAR 2010-11**

Name of the office	Claims received	Returned	Rejected	Settled within 30 days	%	Settled beyond 30 days	%	Total claims settled	C.B. as on 31.03.10
RO, MANGALORE	1037	3	244	710	89.87%	80	10.13%	790	0
SRO, MYSORE	4021	283	232	2191	62.49%	1006	28.69%	3197	309
SRO, CHIKMAGALUR	551	152	1	335	84.17%	61	15.33%	396	2
SRO, SHIMOGA	596	87	50	390	84.97%	40	8.71%	430	29
SRO, UDUPI	388	62	16	271	87.42%	11	3.55%	282	28
<b>TOTAL</b>	<b>6593</b>	<b>587</b>	<b>543</b>	<b>3897</b>	<b>71.33%</b>	<b>1198</b>	<b>21.93%</b>	<b>5095</b>	<b>368</b>



**DIAGRAM 7**



<b>TABLE-25</b>									
<b>SETTLEMENT OF PENSION CLAIMS - FORM.10D &amp; 10 A</b>									
<b>DURING THE YEAR 2010-11</b>									
Name of the office	Claims recd.	Returned	Reject	Settled within 30days	%	Settled beyond 30days	%	Total claims settled	Closing Balance as on 31.03.10
RO, MANGALORE	11850	23	4009	2370	30.31%	5414	69.25%	7784	34
SRO, MYSORE	3490	556	476	491	19.98%	807	32.83%	1298	1160
SRO, CHIKMAGALUR	1395	492	88	494	60.61%	285	34.97	779	36
SRO, SHIMOGA	1781	376	64	1311	97.76%	1	.07%	1312	29
SRO,UDUPI	1203	223	34	777	82.14%	10	1.06%	787	159
<b>TOTAL</b>	<b>19719</b>	<b>1670</b>	<b>4671</b>	<b>5443</b>	<b>40.69%</b>	<b>6517</b>	<b>48.71%</b>	<b>11960</b>	<b>1418</b>

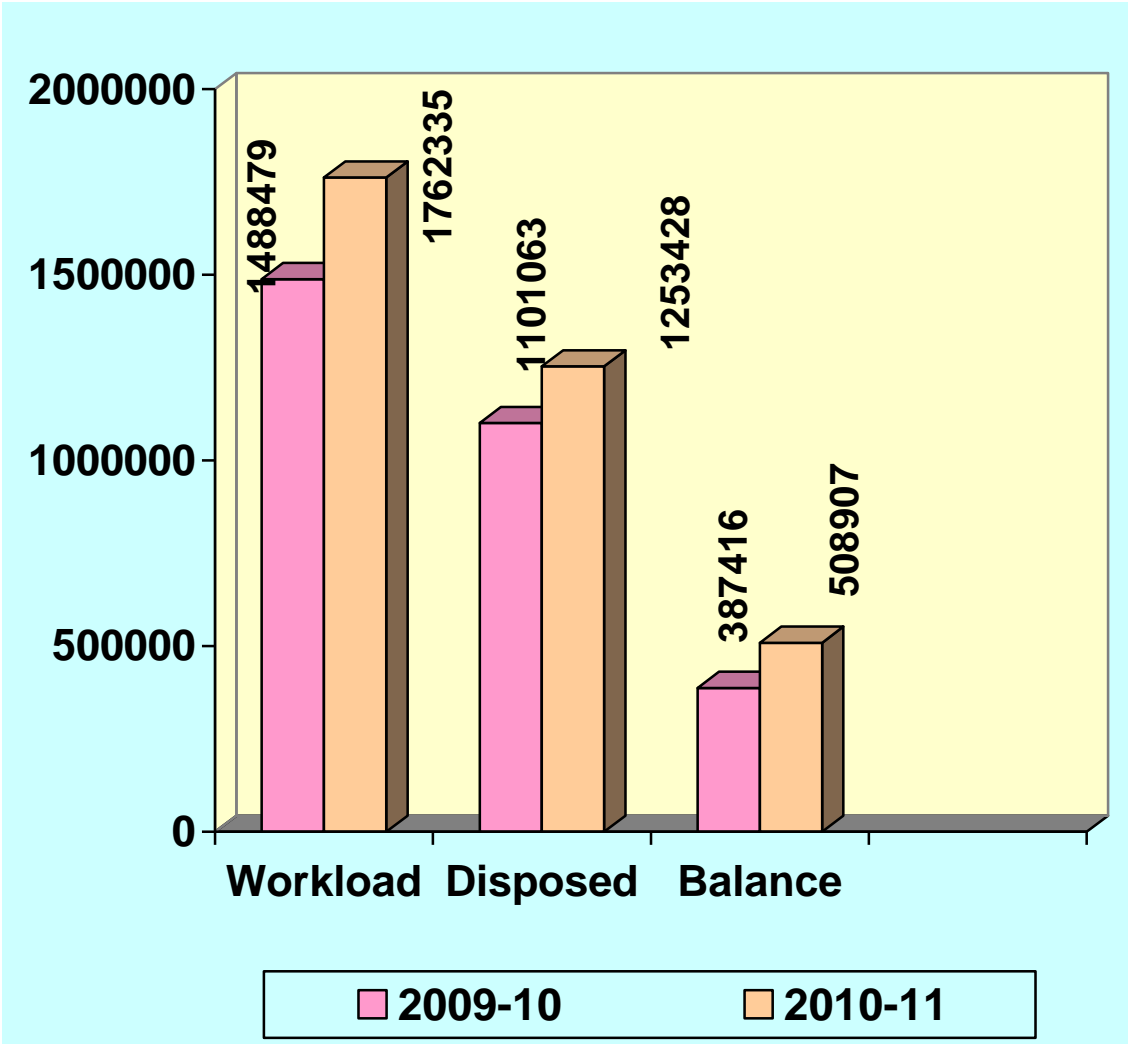
<b>TABLE-26</b>									
<b>SETTLEMENT OF WITHDRAWAL BENEFIT/SCHEME CERTIFICATES FORM 10 C/ 10B</b>									
<b>DURING THE YEAR 2010-11</b>									
Name of the office	Claims received	Returned	Rejected	Settled within 30 days	%	Settled beyond 30 days	%	Total claims settled	C.B. as on 31.03.10
RO, MANGALORE	37601	164	5930	24982	79.29%	6525	20.71%	31507	0
SRO, MYSORE	17967	1952	1359	5483	37.41%	6476	44.19%	11959	2697
SRO, CHIKMAGALUR	5339	1245	227	2236	57.82%	1613	41.71%	3849	18
SRO, SHIMOGA	3722	413	145	2058	65.04%	891	28.16%	2949	215
SRO, UDUPI	12335	718	416	8393	74.93%	1807	16.13%	10200	1001
<b>TOTAL</b>	<b>76964</b>	<b>4492</b>	<b>8077</b>	<b>43152</b>	<b>67.01%</b>	<b>17312</b>	<b>26.88%</b>	<b>60464</b>	<b>3931</b>

<b>TABLE-27</b>									
<b>SETTLEMENT OF EDLI CLAIMS – FORM 5IF DURING THE YEAR 2010-11</b>									
Name of the office	Claims received	Returned	Rejected	Settled within 30 days	%	Settled beyond 30 days	%	Total claims settled	C.B. as on 31.03.10
RO, MANGALORE	717	0	324	317	80.66%	76	19.34%	393	0
SRO, MYSORE	232	43	66	45	36.59%	37	30.08%	82	41
SRO, CHIKMAGALUR	65	8	1	54	96.43%	2	3.57%	56	0
SRO, SHIMOGA	99	31	3	57	87.69%	2	3.08%	59	6
SRO, UDUPI	140	59	7	62	83.78%	0	0	62	12
<b>TOTAL</b>	<b>1253</b>	<b>141</b>	<b>401</b>	<b>535</b>	<b>75.24%</b>	<b>117</b>	<b>16.46%</b>	<b>652</b>	<b>59</b>

### 5.11 Issue of Annual Statement of Accounts:

During the year under report 12.53 lakhs Annual Slips were issued to the members. Office wise figures of work load, statement of accounts issued and pending at the close of the year are shown in Table-28.

**DIAGRAM - 8**



<b>TABLE-28</b>					
<b>SERVICE AREA</b>					
<b>ANNUAL ACCOUNTS PRIOR TO CURRENT YEAR(PCY) / CURRENT YEAR (CY)- 2010-11</b>					
	<b>Year</b>	<b>Workload as on 01.04.10</b>	<b>Progress</b>	<b>Balance</b>	<b>Pending %</b>
<b>RO, MANGLAORE</b>	<b>PCY</b>	<b>195834</b>	<b>195834</b>	<b>0</b>	<b>0%</b>
	<b>CY</b>	<b>664217</b>	<b>443155</b>	<b>221062</b>	<b>33.28%</b>
<b>SRO,MYSORE</b>	<b>PCY</b>	<b>88481</b>	<b>38785</b>	<b>49696</b>	<b>56.17%</b>
	<b>CY</b>	<b>352084</b>	<b>217810</b>	<b>134274</b>	<b>38.14%</b>
<b>SRO,CHIKMAGALUR</b>	<b>PCY</b>	<b>97834</b>	<b>39201</b>	<b>58633</b>	<b>59.93%</b>
	<b>CY</b>	<b>103169</b>	<b>79151</b>	<b>24018</b>	<b>23.28%</b>
<b>SRO,SHIMOGA</b>	<b>PCY</b>	<b>4639</b>	<b>11</b>	<b>4628</b>	<b>99.76%</b>
	<b>CY</b>	<b>74433</b>	<b>66174</b>	<b>8259</b>	<b>11.10%</b>
<b>SRO,UDUPI</b>	<b>PCY</b>	<b>4024</b>	<b>1480</b>	<b>2544</b>	<b>63.22%</b>
	<b>CY</b>	<b>177620</b>	<b>171827</b>	<b>5793</b>	<b>3.26%</b>
<b>TOTAL</b>	<b>PCY</b>	<b>390812</b>	<b>275311</b>	<b>115501</b>	<b>29.55%</b>
	<b>CY</b>	<b>1371523</b>	<b>978117</b>	<b>393406</b>	<b>28.68%</b>

## CHAPTER - 6

### EXEMPTED ESTABLISHMENTS

On the applicability of the Act to an establishment, the provisions of the Employees' Provident Fund Scheme, Employees' Pension Scheme and Employees' Deposit Linked Insurance Scheme become applicable to it and the employers are required to comply with the statutory provisions of the Schemes. However, such of those establishments, which have their own approved Provident Fund Scheme, conferring benefits to their employees equal to or more than those provided under the statutory Scheme may seek exemption under Section 17 of the Act from the provisions of the statutory scheme, if their employees are in favour of such exemption. Like wise, individual employees or class of employees who contribute to the employer's private Provident Fund Scheme may also seek exemption under Paragraph 27 and 27A of the Statutory Scheme to continue to be members under their Provident Fund Scheme.

The grant of such exemption is to enable the employees to continue to enjoy the better benefits available to them under the private Provident Fund Scheme. Such exemption does not amount to total exclusion from the provisions of the Act and the exempted establishments continue to be covered under the Act, the only distinction being that a Board of Trustees properly constituted according to rules in the Exempted establishment administer the exempted Provident Fund subject to the terms and conditions under which exemption is granted and subject to such supervision and control as laid down by the Government.

The Board of Trustees is required to invest the surplus fund as per the investment pattern prescribed by Govt. of India from time to time.

The pattern of investment prescribed by the Government of India with effect from 9<sup>th</sup> July,2003 is indicated below.

	<b>INVESTMENT PATTERN</b>	<b>% of amount to be invested (w.e.f.9.7.03)</b>
i)	Central Government Securities as defined in Section 2 of the Public Debt Act, 1944 (18 of 1944); and/or units of such Mutual Funds which have been set up as dedicated Funds for investment in Government securities and which have been approved by the Securities and Exchange Board of India	25%
ii)	(a) Government Securities as defined in Section 2 of the Public Debt Act, 1944 (18 of 1944) created and issued by any State Government; and /or units of such Mutual Funds which have been set up as dedicated Funds for investment in Govt. securities and which have been approved by the Securities and Exchange Board of India; and / or	15%
	(b) Any other Negotiable securities, the principal whereof and interest whereon is fully and unconditionally guaranteed by the Central Government or any State Government except those covered under (iii) (a) below	
iii)	(a) Bonds/Securities of 'Public Financial Institutions' as specified under section 4(1) of the Companies Act; "Public Sector Companies" as defined in Sec.2(36-A) of the Income Tax Act, 1961 including Public Sector Banks, and / or	30%
	(b) Short duration (less than a year) Term Deposit Receipt (TDR) issued by public sector banks.	
iv)	To be invested in any of the above three categories as decided by their Trustees	30%
v)	The Trusts, subject to their assessment of risk -return prospects, may invest upto 1/3 <sup>rd</sup> of (iv) above, in private sector bonds/securities, which have an investment grade rating from at least two credit rating agencies.	

Where any money is received on the maturity of earlier investment under category (i), (ii) and (iv) above such moneys, reduced by obligatory outgoing, shall be invested in accordance with the new investment pattern prescribed. Where moneys are received on maturity of deposits under the Special Deposit Scheme and interest thereon, such moneys can be invested under the Special Deposit Scheme.

Exemption granted to an establishment is liable to be cancelled for contravention of any of the conditions governing exemption and on such cancellation; the establishment will be required to comply with statutory scheme. Though the functioning of exempted establishments is the responsibility of the Board of Trustees in each establishment, the Organisation exercises its control over such establishments through periodic inspections / reports for ensuring proper compliance of conditions of exemption.

Information regarding the exempted establishments in Mangalore Region is as under.

<b>TABLE-29</b>		
<b>INFORMATION REGARDING EXEMPTED ESTABLISHMENTS</b>		
<b>1.</b>	No. of establishments	<b>33</b>
<b>2.</b>	No. of Subscribers	<b>39401</b>
<b>3.</b>	No. of PF members	<b>39401</b>
<b>4</b>	<b>INVESTMENTS MADE BY EXEMPTED ESTABLISHMENTS DURING THE YEAR 2010-11 (Cummulative) (IN LAKHS)</b>	
<b>a)</b>	Special Deposit Accounts	<b>3982.90</b>
<b>b)</b>	Govt. Guaranteed securities	<b>11475.97</b>
<b>c)</b>	State Govt. securities	<b>5640.64</b>
<b>d)</b>	Others	<b>19177.04</b>
<b>e)</b>	Gross Total Investment	<b>40276.55</b>
<b>f)</b>	Less: Redemption proceeds	<b>1016.06</b>
<b>g)</b>	Total Net Investment	<b>39260.49</b>



**5. PROVIDENT FUND & OTHER ARREARS**

PUBLIC SECTOR		PRIVATE SECTOR	
NO. OF EST.	AMOUNT	NO. OF EST.	AMOUNT
00	00	6	228.83

**6. DEMAND RAISED/REALISED/PENDING FOR REALISATION ARE AS UNDER:****a) CURRENT DEMAND****( Amt. in lakhs)**

	DEMAND ASSESSED		AMOUNT REALISED		CLOSING BALANCE		
	CASES	AMOUNT	CASES	AMOUNT	REALISABLE	NIR	TOTAL
PF	0	0	0	0	0	0	0
PD	2	117.15	0	0	115.50	1.65	117.15
7Q	2	41.15	1	2.24	38.36	0.55	38.91
<b>TOTAL</b>	<b>4</b>	<b>158.30</b>	<b>1</b>	<b>2.24</b>	<b>153.86</b>	<b>2.20</b>	<b>156.06</b>

**b) ARREAR DEMAND****(Amt. in lakhs)**

	DEMAND ASSESSED		AMOUNT REALISED		CLOSING BALANCE		
	CASES	AMOUNT	CASES	AMOUNT	REALISABLE	NIR	TOTAL
PF	2	29.85	0	0	0	29.85	29.85
PD	1	42.92	0	0	0	42.92	42.92
7Q	0	0	0	0	0	0	0
<b>TOTAL</b>	<b>3</b>	<b>72.77</b>	<b>0</b>	<b>0</b>	<b>0</b>	<b>72.77</b>	<b>72.77</b>

**7. STATUS OF ARREARS (NOT IMMEDIATELY REALISABLE)**

STATUS	NO. OF CASES	AMOUNT INVOLVED (Rs. In Lakhs)	% of Total
STAY BY COURTS	0	0	0
UNDER LIQUIDATION	0	0	0
OTHERS	6	74.97	100%
<b>TOTAL</b>	<b>6</b>	<b>74.97</b>	

<b>8. UN INVESTED FUNDS AS ON 31.03.11</b>		
a.	No. of establishments	6
b.	Amount	1486.27

<b>9.</b>	Rate of interest allowed to members	<b>Estt.</b>	<b>Members</b>
<b>A</b>	Higher than statutory rate	2	12372
<b>B</b>	Equal to statutory rate	31	27029

<b>10. Provident Fund Claims settled (Exempted)</b>			
		<b>No. of cases</b>	<b>Amount (in lakhs)</b>
<b>i)</b>	Resignation / Termination	257	453.07
<b>ii)</b>	Superannuation	475	4552.29
<b>iii)</b>	Others	34	69.09
<b>iv)</b>	Retrenchment	0	0
<b>v)</b>	Death Cases	47	221.10
<b>vi)</b>	Dismissal	5	4.12
<b>vii)</b>	Migration	15	44.54
<b>viii)</b>	Permanent Invalidation	3	21.28
	<b>TOTAL</b>	<b>836</b>	<b>5365.49</b>

<b>11. Advances/Partial withdrawals sanctioned (exempted)</b>			
		<b>No. of cases</b>	<b>Amount in lakhs</b>
i)	Illness of members / Family members	2835	827.69
ii)	Others	771	469.66
iii)	Housing Advances	533	1495.39
iv)	Marriage	136	322.02
v)	Withdrawal one year before retirement	47	140.67
vi)	During temporary closure	0	0
vii)	Financing of LIC Policy	2	0.03
	<b>TOTAL</b>	<b>4324</b>	<b>3255.46</b>

<b>12. Number of establishments granted exemption from EDLI Scheme during 2010-11</b>	
Opening Balance	259
Exemption Granted during the year	2
Closing Balance	261

## CHAPTER - 7

### EMPLOYEES' PENSION SCHEME 1995

Employees' Pension Scheme, 1995 was introduced with effect from 16.11.1995. After the introduction of the new Pension scheme, the erstwhile Family Pension Scheme, 1971 ceased to operate and all the assets and liabilities stood transferred and merged with the Pension Fund. The Employees' Pension Scheme, 1995 has been conceived as a **“Defined Benefit Social Security Scheme”** formulated following **“actuarial principles”** for ensuring long term financial viability. The Scheme aims at providing for economic sustenance during old age and survivorship coverage to the member and his family. The Scheme derives its financial resource by partial diversion from the Provident Fund contribution at the rate of 8.33% from the employer's share of contribution. The Central Government continues contributing at the rate of 1.16% of the pay of the members of the EPS Scheme and credit the contribution to the Employees' Pension Fund. The benefits and entitlements to the members under the (old) Employees' Family Pension Scheme, 1971 shall remain protected and continued under the new Employees' Pension Scheme, 1995.

The Scheme on its introduction applies on compulsory basis to all the existing members under the Employees' Family Pension Scheme 1971 and all the new entrants acquiring membership after 15.11.1995.

#### **7.1 Employees' Pension Scheme, 1995 provides the following benefit package:**

(i) To the member:

Pension for life on superannuation/retirement and permanent total disablement;

(ii) To the members of the family upon the death of the member:

a. Pension to Widow/Widower for life or till re-marriage

b. To children two at a time up to 25 years of age simultaneously with widow / widower pension up to 25 years of age.

c. Children/orphan with total and permanent disability shall be entitled to payment of children pension or orphan pension as the case may be irrespective of age and number of children in the family.

d. Facility for payment of pension to nominee in the event of death of the member who is unmarried or without any eligible family member to receive pension, and

e. Facility for payment of pension to dependent father/mother in the event the member dies leaving behind no eligible family members and there is no nomination by the deceased member;

## **7.2 Eligibility:**

Superannuation/retirement pension under the Employees' Pension Scheme will be payable on fulfilling-

a. Minimum 10 years eligible service; and

b. Attaining the age of 58 years.

On ceasing employment earlier than 58 years, pension may be availed of by a member at his option, before attaining the age of 58 years but not below 50 years. Such early pension will be subject to discounting factor at the rate of 4% for every year of shortfall from 58 years. No pension will be payable to any members before attaining the age of 50 years. However, no such age restriction or eligibility requirement shall apply for pension entitlement on disablement or pension payable to the family members on death of the member. Membership with one month contribution will entitle pension in such cases.

The Quantum of pension payable to a member on superannuation and/or exit from service on attaining the age of 58/50 year shall correspond to the period of pensionable service rendered by the member and his pensionable salary i.e., the last twelve month's average pay drawn by him at the time of exit.

Those retiring after 15.11.1995 shall have also the benefit of past service pension for the period of their membership under the erstwhile Employees' Family Pension Scheme, 1971 on factor formula basis provided for in Paragraph 12(3) in the Scheme subject to aggregate pension regulated by minimum pension amount provision.

### **7.3 Pension Disbursement Arrangements:**

a. Nationalised Banks and Scheduled Commercial Banks: For ensuring disbursement of pension every month, arrangements have been made through nationalised banks and identified Schedule Commercial Banks to remit the pension by providing credit to pensioner's pension payment account every month by appointed date.

The following banks are identified as disbursing banks in Mangalore Region.

1. State Bank of India
2. Syndicate Bank
3. Corporation Bank
4. Canara Bank
5. Axis Bank
6. Vijaya Bank

The service charges are payable at 1.25% on monthly pension disbursed.

### **7.4 Administrative Setup:**

Pension Division at various offices are provided with appropriate application software to support for monitoring, pension calculation, PPO generation, disbursement and reconciliation, Pension Fund Accounts maintenance and record up-keeping.

### **7.5 Members enrolled:**

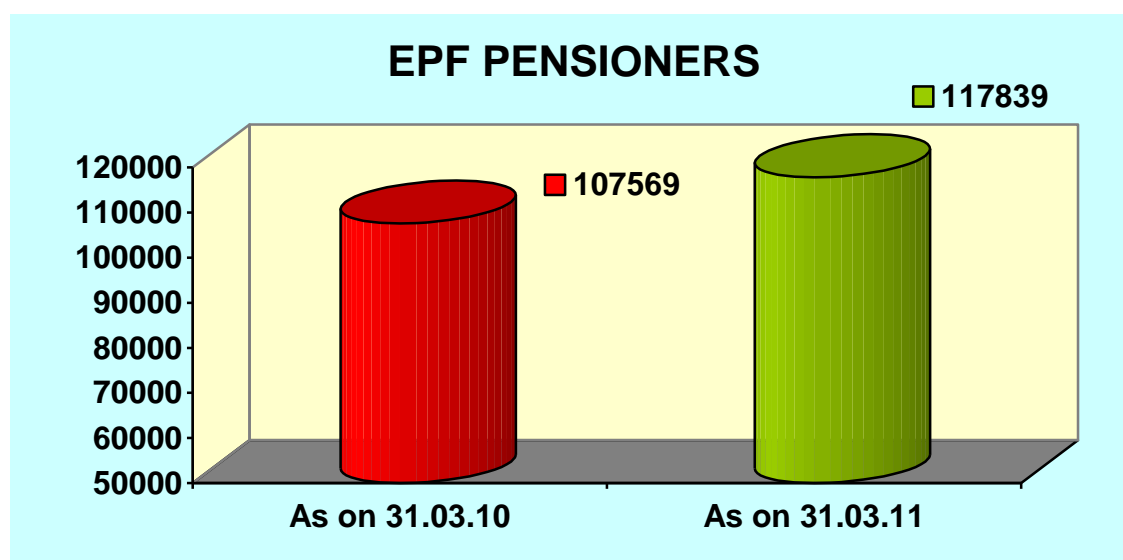
During the year 39401 members in the exempted establishments and 1508993 members in the un-exempted establishments have contributed to the funds with a sum of Rs.15891.26 lakhs.

### **7.6 Pension Beneficiaries:**

10270 new pensioners were extended the benefits during the year 2010-11. The category wise details of the pensioners is given in Table-30

<b>TABLE-30</b>			
<b>PENSION DATA</b>			
		<b>As on 31.03.2010</b>	<b>As on 31.03.2011</b>
<b>Super Annuation Pension</b>		<b>12731</b>	<b>16283</b>
<b>REDUCED PENSION (50-58)</b>		<b>60377</b>	<b>66817</b>
<b>Disabled Pension</b>		<b>84</b>	<b>85</b>
<b>Death away from service</b>		<b>1997</b>	<b>2068</b>
<b>Widow Pension</b>	<b>FPS '71</b>	<b>3960</b>	<b>4136</b>
	<b>EPS 1995</b>	<b>9590</b>	<b>9687</b>
<b>Children Pension</b>	<b>FPS '71</b>	<b>62</b>	<b>59</b>
	<b>EPS 1995</b>	<b>16856</b>	<b>16720</b>
<b>Orphan Pension</b>		<b>895</b>	<b>857</b>
<b>Nominee Pension</b>		<b>640</b>	<b>655</b>
<b>Parent Pension</b>		<b>377</b>	<b>472</b>
<b>TOTAL</b>		<b>107569</b>	<b>117839</b>

**DIAGRAM-9**



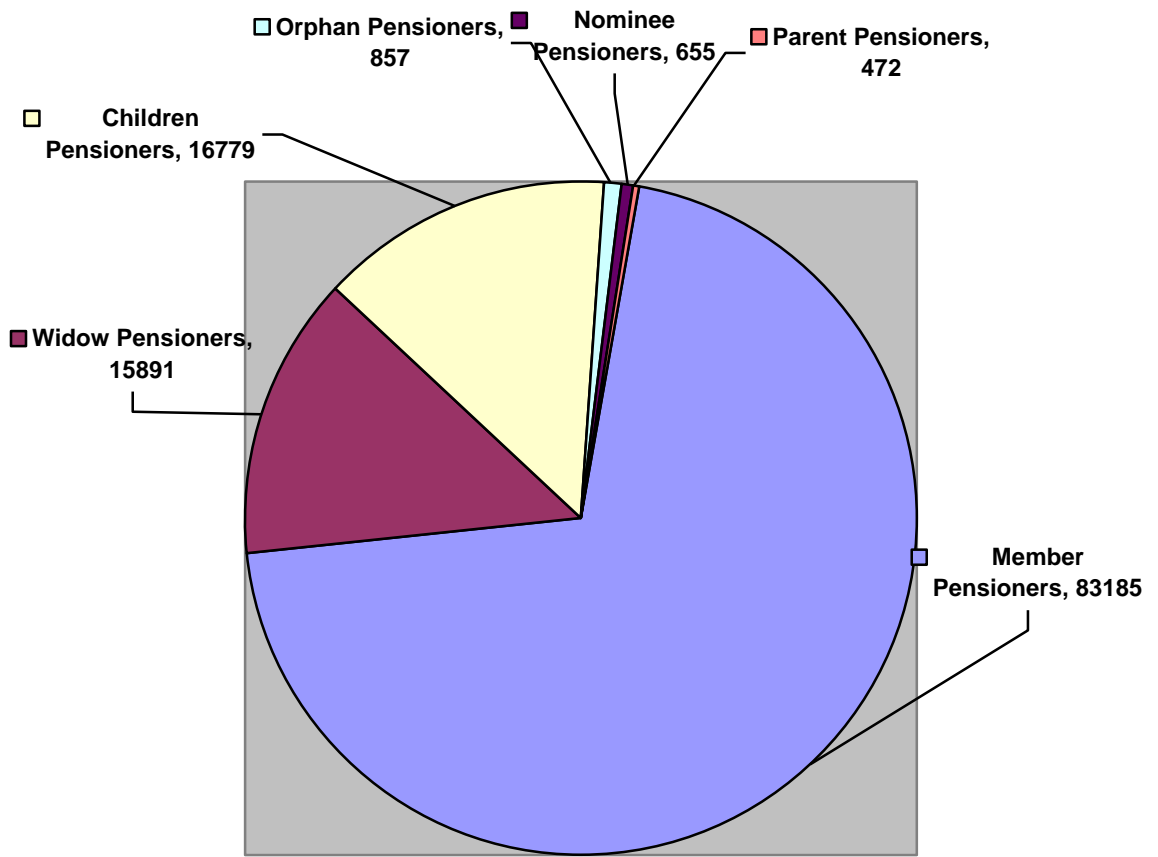
**7.7** The details of Pensions with classification of Monthly Pension amount & Pensioners category wise is shown in Table-31

<b>TABLE-31</b>	
<b>DETAILS OF PENSIONS WITH CLASSIFICATION OF MONTHLY PENSION AS ON 31.03.2011</b>	
<b>REGION- MANGALORE</b>	
<b>1. Number of Member Pensioners (Early Pension, Superannuation Pension &amp; Disablement Pension) drawing Monthly Pension</b>	<b>No. of PPO's</b>
(a) upto 300	11487
(b) 301-400	15607
(c) 401-500	16979
(d) 501-1000	32552
(e) 1000 and above	6560
<b>TOTAL</b>	<b>83185</b>
<b>2. Number of Spouse Pensioners &amp; Nominee Pensioners drawing Monthly Pension</b>	<b>No. of PPO's</b>
(a) 450-500	4001
(b) 501-1000	8039
(c) 1000 and above	4506
<b>TOTAL</b>	<b>16546</b>
<b>3. Number of Children Pensioners drawing Monthly Pension</b>	<b>No. of PPO's</b>
(a) upto 200	7680
(b) 201-300	2924
(c) 301-400	1786
(d)401-500	2481
(e) 501 and above	1908
<b>TOTAL</b>	<b>16779</b>
<b>4. Number of Orphan Pensioners drawing Monthly Pension</b>	<b>No. of PPO's</b>
(a) 250-300	5
(b) 301-400	582
(c) 401-500	51
(d) 501- 1000	114
(e) 1000 and above	105
<b>TOTAL</b>	<b>857</b>
<b>5. Number of Parent Pensioners</b>	<b>No. of PPO's</b>
(a) 450 to 500	90

(b) 501 to1000	174
(c) 1000 & above	208
<b>TOTAL</b>	<b>472</b>
<b>GRAND TOTAL</b>	<b>117839</b>

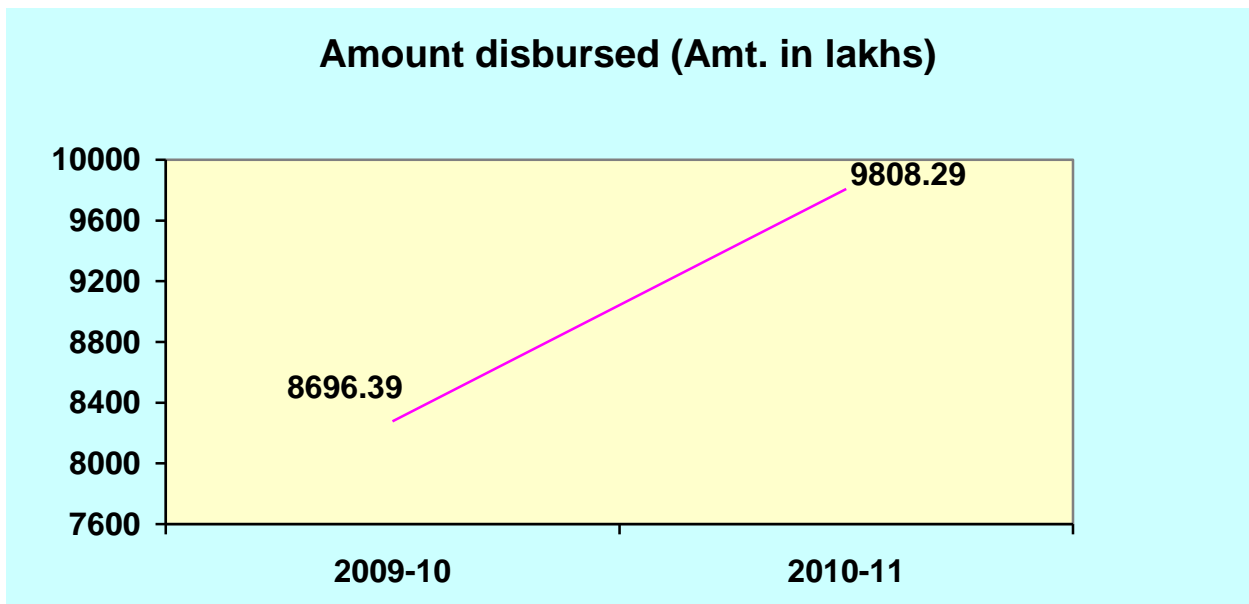
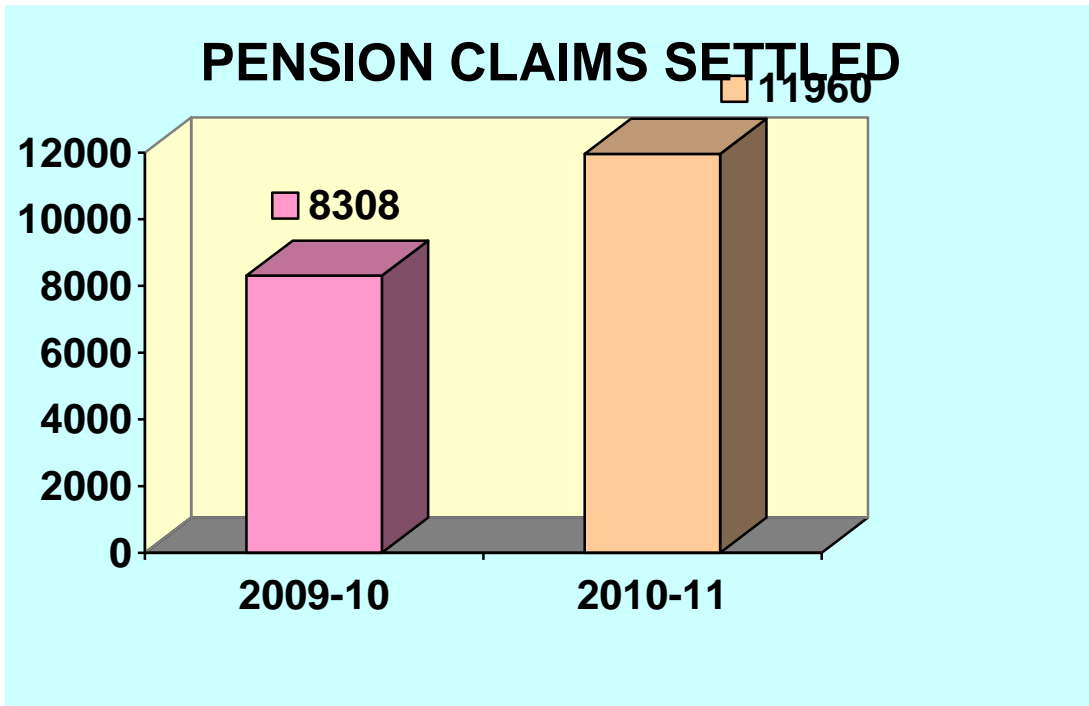
**DIAGRAM 10**

**CLASSIFICATION OF PENSIONERS  
AS ON 31.03.2011**





I  
DIAGRAM-11



### **7.8 Withdrawal Benefits:**

The Provident Fund members who leave service after 10 years of membership shall be eligible for Pension benefits on superannuation or earlier Pension benefits on attaining the age of 50 years. The Scheme Certificate is issued to such members who have contributed to the Employees' Pension Scheme for a period of 10 years but leave service before they become eligible for monthly pension. The Scheme certificate is also issued to members on request who does not put in the eligible service of 10 years. Members who have not completed 10 years of service on request are also sanctioned withdrawal benefits.

## **CHAPTER - 8**

### **EMPLOYEES' DEPOSIT LINKED INSURANCE SCHEME, 1976**

Employees' Deposit Linked Insurance Scheme, 1976 came into force from 1<sup>st</sup> August 1976. The Scheme is supported by a nominal contribution by the employers at the rate of 0.50% of wages. No contribution is payable by the employees for availing the Insurance cover. The beneficiary of the deceased members is entitled to payment upto Rs.1,00,000/- linked to the Provident Fund balance at credit of the deceased member.

#### **8.1 Application and Coverage:**

Employees' Deposit Linked Insurance Scheme, 1976 is applicable to all the Factories, Establishments to which the EPF & MP Act 1952 applies. All the employees who are members of the PF are also the members of this Scheme.

#### **8.2 Benefits under the Scheme:**

On the death of an employee, while in service, who is the member of the EPF or the Exempted Provident Fund, the persons entitled to receive the provident fund accumulation shall be paid additional amount equal to the average balance in the provident fund account of the deceased during the preceding 12

months wherever the average provident fund balance is less than Rs.35,000/-. In case the average balance in Provident Fund exceeds Rs.35,000/-, the amount payable will be Rs.35,000/- plus 25% of the average balance in excess of Rs.35,000/- subject to ceiling of Rs.60,000/-. With effect from 18.06.2010 on the death of an employee, who is a member of the Fund or of a Provident Fund exempted under Section 17 of the Act, as the case may be, the persons entitled to receive the provident fund accumulations of the deceased shall in addition to such accumulations be paid an amount, equal to the average balance in the account of the deceased in the Fund or of a Provident Fund exempted under section 17 of the Act, as the case may be, during preceding twelve months or during the period of his membership, whichever is less, except where the average balance exceeds rupees fifty thousand, the amount payable shall be rupees fifty thousand plus 40% of the amount in excess of rupees fifty thousand subject to a ceiling of rupees one lakh. With affect from 08.01.11, the member who was in the employment for a continuous period to twelve months, preceding the month in which he died, the person(s) entitled to receive the provident fund accumulations of the deceased shall, in addition to such accumulations be paid an amount, equal to the average monthly wages drawn (subject to maximum of rupees 6,500/-) during the twelve months preceding the month in which he died, multiplied by twenty times or; the amount of benefit under sub-paragraph (1) whichever is higher

### **8.3. Contribution:**

Employers of the Covered establishment are required to pay contributions to the Insurance Fund at the rate of 0.5% of PF wages. During the year 2010-11, a sum of Rs.645.63 lakhs was realized and a sum of Rs.119.86 lakhs was paid to the beneficiaries of 652 cases.

### **8.4 Administrative and Inspection Charges:**

The Administrative charges are collected from the employers at the rate of 0.01% of the PF wages subject to the minimum of Rs.2/- per month. Inspection charges are collected from establishment exempted under EDLI Scheme at the rate of 0.005% of PF wages. The amount collected towards Administrative and Inspection charges were Rs. 18.60 lakhs.

### **8.5 Investment:**

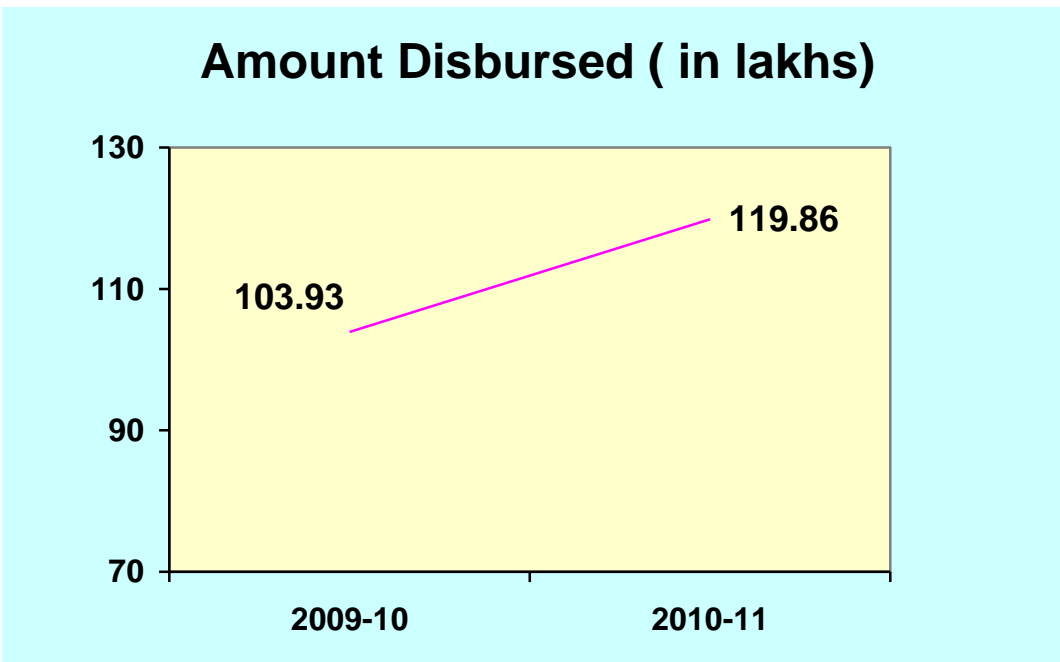
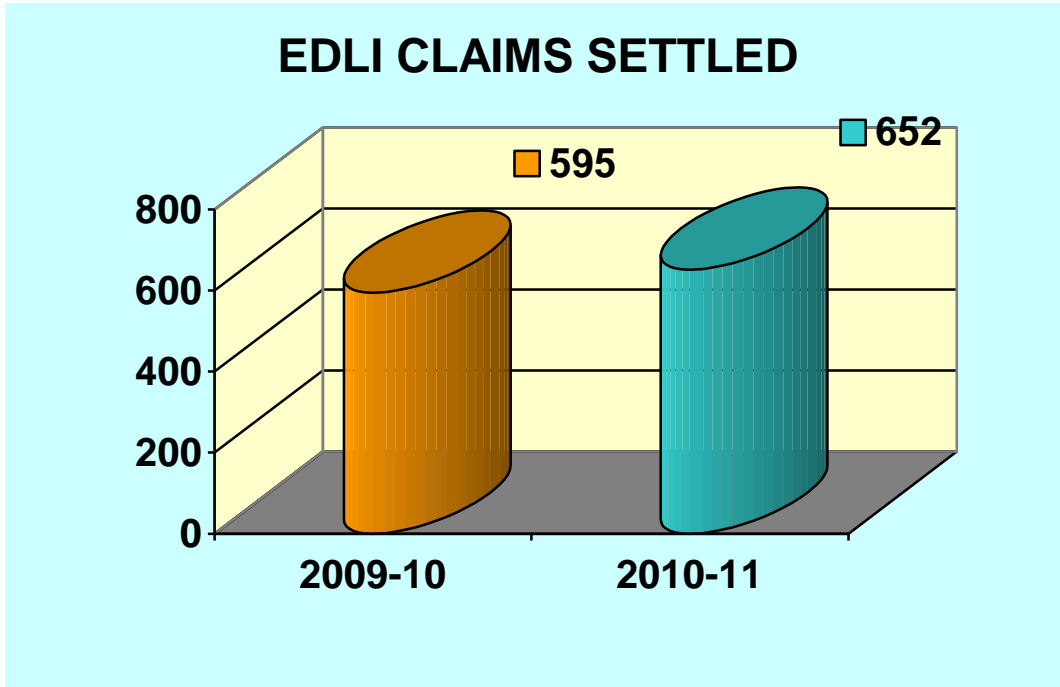
A sum of Rs.512.68 lakhs were transferred to Investment Account after disbursement of benefits to the beneficiaries.

### **8.6 Exemption from the Scheme:**

On the request of the employer, Central Provident Fund Commissioner is empowered to grant exemption to any establishment from the operation of all or any of the provisions of the Insurance Scheme, if the employees of such establishments without making any separate contribution or payment of premium are in enjoyment of benefit in the nature of life insurance, whether linked to their deposits in provident fund or not, and such benefits are more favourable to such employees than the benefits admissible under the insurance scheme. At the end of the financial year there were 330 establishments exempted from EDLI Scheme.

**Settlement of Claims:** Rs. 119.86 lakhs have been paid to 652 beneficiaries during the year 2010-11.

DIAGRAM-12



**CHAPTER - 9****HUMAN RESOURCE DEVELOPMENT**

Officers and staff are the backbone of any service organization, but for their devotion and promptitude, the achievements reported above would not have been possible.

**The man power in position:** Total staff in position of the Region including Officers and Staff is 435 as on 31.03.2011. Group-wise in position of Officers and Staff is given in Table-32 below.

<b>Table - 32</b>	
<b>Category of Employee</b>	<b>Staff in Position</b>
<b>Group A</b>	<b>15</b>
<b>Group B</b>	<b>32</b>
<b>Group C</b>	<b>344</b>
<b>Group D</b>	<b>44</b>
<b>TOTAL</b>	<b>435</b>

**9.1 Training:**

As an ongoing process in Human Resource Developments, both the officers and staff of the Organisation are trained in the fields of Management and Functional areas. The organization has a National level Training Institute at New Delhi, where the training courses for officers are conducted. During 2010-11, 6 officers of this Region underwent training on various topics in Management and Functional areas. Further, 6 officers of this region have attended various training programme on the “New Application Software” at NATRSS, New Delhi in connection with Computerization Project. Similarly, the Zonal Training Institute at Chennai organized training courses for the staff members at Zonal level. During 2010-11, 67 staff members were trained on various topics, by Zonal Training Institute, Chennai. Also 6 officials of Gulbarga and Mysore underwent on the Job

Training for Master Trainers and another 6 officials of Hubli and Peenya underwent familiarization programme on New Application Software.

This office was selected as one of the designated training centres for “End Users Training” scheduled in 15 Batches from 14.06.2010 to 02.02.2011 for implementation of modernization project. Accordingly, 158 officers / staff of Karnataka were given “End User Training” by R.O. Mangalore.

### **9.2 Sports and Recreational Activities:**

In addition to the work, the organization also caters to the welfare needs of the staff. With a view to encourage sports/games and cultural activities among the staff, Mangalore Region has hosted All India Cultural Meet which was held on 9<sup>th</sup> and 10<sup>th</sup> of November 2010. Nine states participated in the meet. Orissa has declared as winner, Karnataka & Gujarat has secured first & second runner up respectively. Zonal level cricket meet was held at SRO, Mysore during 2<sup>nd</sup> & 3<sup>rd</sup> of November 2010. Karnataka team has emerged as South Zone champion and qualified for All India Cricket Tournament. The recreational activities are organized through Recreation club and organized various sports, Games, literary and cultural activities for the staff Members on the occasion of Rajyothsava and Club Day celebrations. The club has conducted intra office competitions for selecting officials to represent Regional level, Zonal level and All India Sports competitions.

### **9.3 Staff Welfare Activities:**

1. The Book Award has been given to 28 children of staff members @ Rs. 1500/- each who secure more than 80% marks in class X & XII. 15 students were entitled for Scholarship (Fresh) and 20 Scholars were awarded Renewal of Scholarship @ Rs. 6,000/- each.
2. Rs.1,65,869/- spent from Staff Welfare Fund for providing ‘**Comprehensive Medical Check up**’ facility to those officials who have attained the age 50 years including their spouse. 73 officials and their spouse of the offices of Mangalore Region have availed this facility.

3. Honored five retired officials/officers of Mangalore Region by presenting memento valuing Rs. 4000/- each from the Staff Welfare Fund.
4. Death Relief Fund of Rs.1,00,000/- has been paid as Financial Assistance from the Staff Welfare Fund to the family member of deceased Official of Mangalore Region as part payment.
5. Rs. 10,000/- has been given to a staff member for providing nutritious diet.
6. Incentive of Rs. 5,000/- has been given to the staff member who acquired computer course after joining the organisation.

**9.4 Productivity Linked Bonus (PLB):** Payment of Productivity Linked Bonus based on the work done by its employees is in vogue from 1980-81. The Scheme was revised in 1987 and later in December. 1999 enhancing upper ceiling limit of Bonus from existing 40 days to 60 days. The new Scheme provides Productivity Linked Bonus on the basis of productivity of each Region. This Region has paid Productivity Linked Bonus to its employees at the maximum since inception of the Scheme. A sum of Rs.2914147/- has been disbursed during the year 2009-10 on account of Productivity Linked Bonus.

## **CHAPTER - 10**

### **PUBLIC GRIEVANCES**

#### **Redressal of Public Grievances:**

All the offices of the Region are equipped with full-fledged facilitation centers, attended by Public Relation Officer and supporting staff. The organization in tune with its objectives lays considerable importance to the redressal of grievance of its customers. Close monitoring of the cases received, timely action to settle the case within 30 days has caused considerable reduction in the number of cases registered in all offices.

The details of grievances received and redressed during 2010-11 are given in TABLE 33.

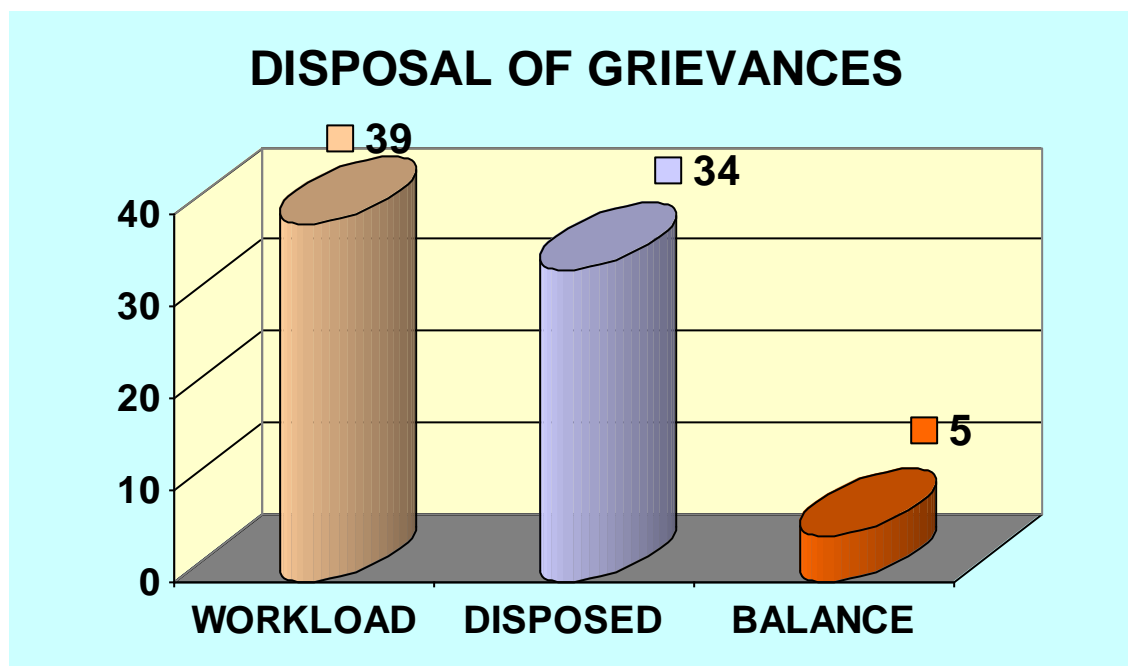


**DISPOSAL OF GRIEVANCES**

<b>TABLE-33</b>			
<b>Office</b>	<b>Cases Registered</b>	<b>Cases settled</b>	<b>Cases Pending</b>
<b>RO, MANGALORE</b>	<b>4</b>	<b>4</b>	<b>0</b>
<b>SRO, MYSORE</b>	<b>8</b>	<b>8</b>	<b>0</b>
<b>SRO, CHIKMAGALUR</b>	<b>13</b>	<b>13</b>	<b>0</b>
<b>SRO, SHIMOGA</b>	<b>9</b>	<b>9</b>	<b>0</b>
<b>SRO, UDUPI</b>	<b>5</b>	<b>0</b>	<b>5</b>
<b>TOTAL</b>	<b>39</b>	<b>34</b>	<b>5</b>

Bhavishyanidhi Adalath has also been held on 10<sup>th</sup> of every month in all offices and the grievances received in the Adalath were settled on the spot by issue of speaking orders by the Officers in charge of the offices. We have also started conducting Adalaths outside the office in interior places.

DIAGRAM-13



The details of grievances received in Adalat and redressed during 2010-11 are given in TABLE 34.

TABLE 34.

Bhavishyanidhi Adalats conducted				O.B (as on 01.04.10)	Grievances received	Grievances redressed	Balance
Office	Inside the Office	Outside the office	Total				
R.O, Mangalore	12	0	12	0	51	51	0
SRO, Mysore	12	0	12	0	5	5	0
SRO,Chikmagalur	12	0	12	0	24	24	0
SRO,Shimoga	10	2	12	0	11	11	0
SRO,Udupi	12	0	12	0	17	13	4

## CHAPTER- 11

### PHYSICAL FACILITIES

#### 11.1 Office Building:

Own office buildings are completed in the following offices.

SI.No.	Name to the office	Date occupied
1	Regional Office, Mangalore	19.11.2000
2	Sub Regional Office, Mysore	29.07.2004

Following offices are still functioning in rented building.

1. Sub Regional Office, Chikmagalur
2. Sub Regional Office, Udupi
3. Sub Regional Office, Shimoga

#### 11.2 Staff Quarters:

Availability of Residential quarters for officers and staff members of the offices are as under.

Name of the Office	Types of Staff Quarters				
	Type I	Type II	Type III	Type IV	Type V
Regional Office, Mangalore	16	48	40	8	1
Sub Regional Office, Mysore	4	8	32	1	1

## CHAPTER - 12

### PROGRESSIVE USE OF HINDI

#### Official Language Implementation:

In pursuance of the Official Language Resolution, 1968 and in the light of the Annual Programme issued by the Department of Official Language to speed up the propagation and development of Official Language Hindi and also to accelerate its progress for official purposes, Employees' Provident Fund Organisation, Regional Office, Mangalore has made all out efforts to achieve the target fixed under the official language implementation policy of Government of India.

Employees' Provident Fund Organisation, Regional Office, Mangalore, Sub Regional Office, Mysore and Sub Regional Office, Udupi have been notified under Sect.10(4) of the O L Act in the Govt. of India Gazette. Hindi typing training is imparted in a phased manner at R O Mangalore and have completed 100% target fixed for typing training.

Regional Office, Mangalore has published the 14<sup>th</sup> issue of the Regional level in house magazine "**MANGAL NIDHI**" and secured 2nd prize for the magazines published in 'C' Region from Head Office.

The Quarterly meetings of the OLIC have been done as per the schedule and the minutes circulated in bilingual forms.

All the documents under Sec.3 (3) of the OL Act were issued in bilingual form and all the correspondences under Sec.5 of the OL Act have been done in Hindi or in bilingual form. Regional Office, Mangalore has crossed the target fixed by Ministry of Home affairs vide its annual programme for the original correspondence also. 7 officials have been awarded with cash prize for Annual

Noting and Drafting competition and 11 officials under EPFO cash incentive Schemes. 2 officials from Regional Office Mangalore bagged prizes at TOLIC level competition held at Mangalore.

14 workshops were conducted in the region during the year and 127 officials were trained through these workshops.

Hindi fortnight and Hindi day were celebrated in the month of September. 60 officials were awarded with cash awards for the 5 various competitions conducted during the said month including Regional Office Mangalore and Sub-Regional Offices of Mangalore Region.

Town Official Language Implementation Committee level Hindi News reading competition was also organized by Regional Office, Mangalore for all Central Govt. Offices, Banks and Public Sector undertakings situated in Mangalore during the Hindi Month. We have also participated in all TOLIC programmes and served as Judges for various competitions conducted by Mangalore TOLIC/Member Organisations and also as faculty member for the workshops organized by Mangalore TOLIC & various other departments and participated in the seminars organized by various organizations at Mangalore. R.O, Mangalore has bagged TOLIC 1st prize with a Shield and obtained Merit Certificate during this year for excellence in implementing the official language policy of Govt. of India.

**CHAPTER - 13****RIGHT TO INFORMATION ACT, 2005**

Government of India has enacted Right to Information Act, 2005 with an object to provide information in order to promote transparency and accountability in the working of every public authority.

Since the above Act applies to EPFO also, the RPFC-I, R.O. Mangalore is the Appellate authority and he has nominated RPFC II/Officers-in-charge of all Sub Regional Offices coming under the jurisdiction of Mangalore Region as Central Public Information Officer.

The details regarding applications received in Mangalore Region during the financial year 2010-11 is as under:-

	Opening Balance	Received during the year (including) cases transferred to other Public Authority	No. of cases transferred to other Public Authorities	Decisions where requests/ Appeals rejected	Decisions where requests / appeals accepted	Balance
Applications received	1	314	23	42	250	0
First Appeals	0	16	0	2	14	0

ANNEXURE - 1						
MAJOR DEFAULTERS						
Sl. No.	Code No. & Name of the establishment	Period of default	Total contributions	PD	7Q	Total Default (in lacs)
<b>REGIONAL OFFICE, MANGALORE</b>						
1	KN/5060- Indian Plywood, Nettana (*)	04/92-07/02	10.73	0	0	10.73
2	KN/38278-Myzas Technologies(*)	03/01-05/05	13.69	0	0	13.69
3	KN/4076-Hotel Motimahal (*)	04/00-08/03	19.22	0	0	19.22
4	KN/20898-MESCOM (*)	Dec. 2004	266.43	0	0	266.43
<b>SUB REGIONAL OFFICE, MYSORE</b>						
1	KN/2260- Ideal Jawa (P) Ltd.(**)	08/89-06/96	409.69	410.07	248.38	1068.14
2	KN/8746- KBBC Ltd. (**)	09/92-02/93	22.43	25.15	20.98	68.56
3	KN/9759- Orrcee Electronics (**)	03/90-04/96	13.73	0	0	13.73
4	KN/14765- Shimoga Castings (***)	09/97-09/00	20.50	0	0	20.50
5	KN/9571- KTR Securities (***)	08/97-01/99	19.83	0	0	19.83
6	KN/22383- Muslim Education Society(*)	03/02-11/02	30.81	0	0	30.81
7	KN/22418- M/s. Wilson Distilleries (***)	03/05-05/09	6.28	7.5	2.31	16.09
8	KN/22566- Dist. Rehabilitation Centre(***)	01/87-03/01	20.73	0	0	20.73
9	KN/18400 - Rifan-UI-Muslimeen Edn. Society (***)	08/92-01/01	0	10.47	0	10.47
10	KN/7050- Meenakshi Sundaram Textiles Ltd (***)	5/01-9/05	1.89	13.51	4.59	19.99
11	KN/9995-M/s. Kareem Silks International Ltd. N.Gud (*)	08/99-01/02	1.66	17.38	8.20	27.24
12	KN/22470 – M/s. Spectra Lamps Ltd.(***)	06/01-8/07	14.74	0	0	14.74

13	KN/22643- M/s. J J Enterprises, Mysore (***)	07/02-02/08		8.89	4.21	13.10
14	KN/9691 Sree Ram Sahakaree Sakkare Kharkane (*)	07/05-08/06		22.77	6.04	28.81

**SUB REGIONAL OFFICE, CHIKMAGALUR**

1	KN/642 M/s. Alageshwara Estates Ltd., (*)	03/06-03/09	33.76	0	0	33.76
2	KN/301 M/s. Balekhan Estate (*)	03/06-03/09	17.91	0	0	17.91
3	KN/378 M/s. Kerehuckloo Estate (*)	03/06-03/09	14.21	0	0	14.21

**SUB REGIONAL OFFICE, SHIMOGA**

1	KN/1118 - Sonalkar Tool Works Pvt. Ltd., Harihar (***)	03/87 - 12/98, 06/96-12/96, 12/94-02/05	28.51	0.43	0	28.94
2	KN/1370- Tungabhadra Sugars, Shimoga (*)	04/83-02/96, 02/91-07/96 & 01/95-04/96	40.08	23.06	0	63.14
3	KN/18095- Talaguppa Plywood Shimoga (***)	04/94-02/00	0	28.60	6.02	34.62
4	KN/40017 - Sumalata Computers, Davangere (*)	12/00-09/05	30.52	0	0	30.52
5	KN/7129- M/s. Bhadra Sugars Davangere (*)		0	22.34	7.67	30.01
6	KN/54 - Ganesar Textiles (*)	05/1994-2/00	0	27.06	0	27.06
7	KN/8097-M/s. Deshiya Vidya Shala (*)	04/93-03/09	39.14	0	0	39.14
8	KN/40178 M/s. DUDA (*)	01/91-10/09	32.35	0	0	32.35

**SUB REGIONAL OFFICE, UDUPI**

1	KN/5611 - Indian Plywood Hangarcutta (*)	03/94-02/01	0	48.12	0	48.12
2	KN/12183 - D.K. Sahakari Sakkare Kharkane (*)	07/98 - 01/08	17.58	31.98	13.13	62.69
3	KN/20811 - Sai Securities (*)	09/00-06/05	19.00	0	0	19.00
4	KN/12714-Gulavady Tile Works (*)	11/06-9/02	1.22	9.95	4.15	15.32

(\*) Stay by Court (\*\*) Under Liquidation (\*\*\*) NIR

.....